

The

ENGLISH HOME



Celebrating the essence of English style

July 2022 | Issue 209 | £4.99 | UK Edition

RELAXED GLAMOUR

Create a holiday mood at home this summer

Small change
BIG IMPACT

Deceptively simple
decorating secrets

Heavenly Homes

- Palladian stately
- Historic farmhouse
- Converted barn
- Victorian terrace

EXPERT GUIDES

- Smart kitchen designs
- Tranquil water features
- Stylish seasonal buys

BRITISH ESCAPES

Beach, lake & riverside breaks to restore and revive



THE WHITE KITCHEN COMPANY

Wooden Kitchens Handmade For You.





Beautiful Bespoke Kitchens

Hand-painted Solid Wood & Lacquered Oak Kitchen Furniture

To discover more about our exceptional value visit:

thewhitekitchencompany.com

01604 435835



24A West Street, Ashburton, Newton Abbot, Devon TQ13 7DU
Tel: 01364 653613 www.barnesofashburton.co.uk

AGA
AUTHORISED
SHOWROOM



100% Bespoke kitchen & household furniture,
sympathetically designed to work with your home's
architecture and handmade to last a lifetime.



CONTENTS

JULY 2022



Notebook

- 15 NEWS** Our monthly digest of notable people, places and products.
- 22 DESIGN DISCOVERIES** Stylish outdoor dining and relaxed homeware buys.
- 28 GLOBAL INFLUENCE** Pieces designed around the world to add individuality.
- 30 CHASING SUNSETS** Draw on a palette of hot hues to evoke a summery spirit.
- 32 THE EDIT** An elegant mix of pattern, decorative pieces and artwork.
- 35 SUBSCRIBE** Treat a loved one or yourself to a subscription to *The English Home*.

English homes

- 36 PALLADIAN PARADISE** Well-planned sourcing trips and clever budgeting see this stately home come to life.
- 46 MAKING THE CONNECTION** Small changes in size and layout prove transformative to a period farmhouse.
- 56 ECLECTIC VISION** This converted barn captures a perennial summer mood influenced by far-flung travels.
- 64 EASTERN TOUCH** Bright textiles and eclectic accessories tell of one couples' fascinating cultural heritage.

Style inspiration

- 73 EMPOWERING PATTERN** Hand-blocked prints combined with an ethical ethos.
- 74 HOLIDAY HAVEN AT HOME** Restful bedroom schemes inspired by an array of luxurious British summer escapes.
- 82 THE EDWARDIAN HOME** Exploring homes of this era and how to style their pared-back features for life today.
- 92 TAILORED TO FIT** Kitchen designers' tips for the ultimate multipurpose small, family-size or large kitchen.
- 106 SMALL CHANGE, BIG IMPACT** Rejuvenate any room with simple ideas that will lift the whole design.




Quintessentially

- 113 POTTERING AWAY** Colourful plants and contrasting vessels.
- 114 A TASTE OF SUMMER** Food stylist and writer Kathy Kordalis shares delicious recipes perfect for garden parties.
- 116 WATERSIDE ESCAPES** From rural relaxation to romantic landscapes, holidays of every kind by the water.
- 122 LIQUID REFRESHMENT** Expert advice on the benefits of different styles of water features and where best to locate them.
- 130 ONE FINAL THING** Chic retro prints lend comfort and shade at the seaside.



THE
NATURAL
WOOD FLOOR
Co



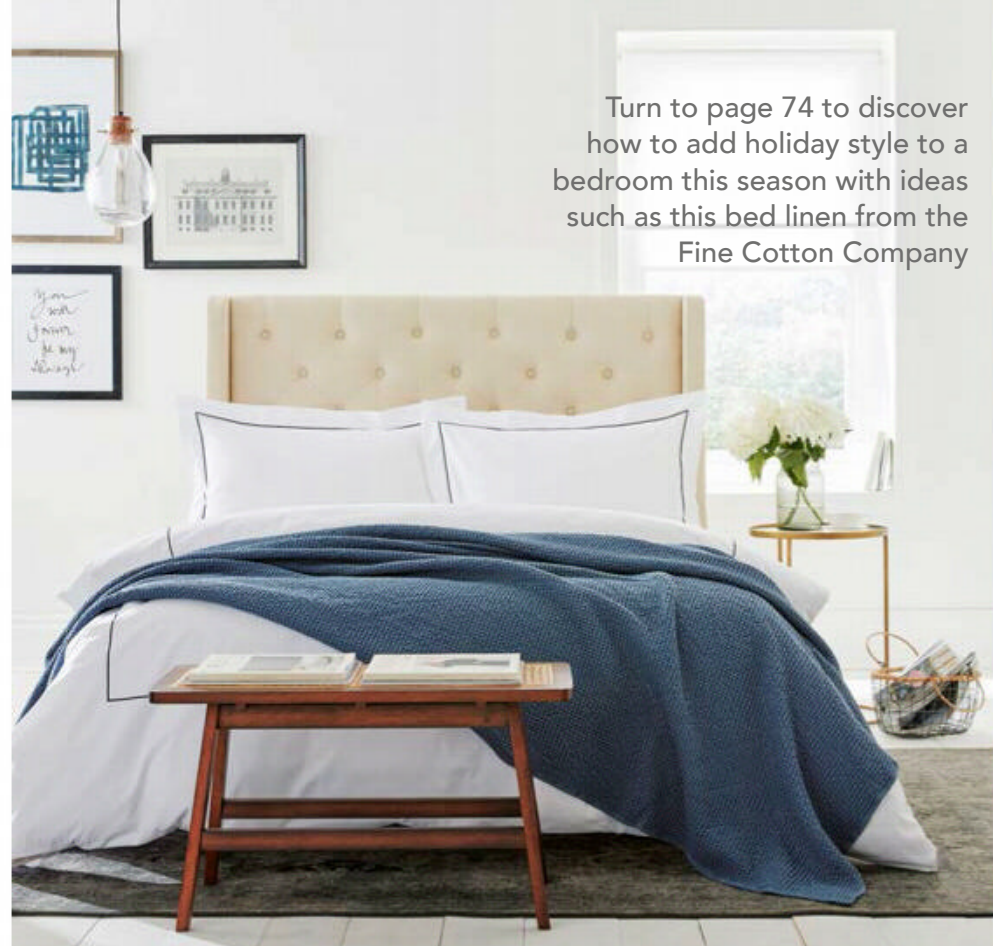
Beautiful flooring, designed to last

Over 100 designs | Expert advice | 20,000m² of stock | Express delivery

SHOWROOM
20 Smugglers Way, Wandsworth, London, SW18 1EG
020 8871 9771

www.naturalwoodfloor.co.uk

Turn to page 74 to discover how to add holiday style to a bedroom this season with ideas such as this bed linen from the Fine Cotton Company



A letter from home



The mood this month is relaxed. There is an easy elegance and an air of optimism, and it's a feeling to savour, so this issue is all about celebrating summer and creating a holiday mood at home.

English style has been inspired by global designs for hundreds of years – from the ancient Silk Route to the Grand Tour of the 18th and 19th centuries – and today, we still enjoy adding items to our homes which have roots in other cultures. Perhaps we do so to add a unique piece to a room, or have a memento of an adventure, extending that summer feeling. Whether you're travelling abroad or in England, or indulging in some downtime at home this season, we have ideas for adding global buys to interiors (page 28) and bedroom decorating inspiration from favourite places to stay (page 74) around the country.

You'll also discover how to add a tranquil water feature to your garden (page 122), recipes for outdoor entertaining (page 114), and four distinctly English homes, each with its own character – from eclectic to stately.

When the sun shines, thoughts turn to the great outdoors, and, from page 116, we explore a tempting selection of the best river, beach and riverside escapes in England.

We hope this issue inspires you to enjoy light, easy living at home and make it a summer to remember.

Samantha

Samantha Scott-Jeffries, Editor



Follow us on Twitter @englishhometeam

Pinterest at pinterest.com/theenglishhome

Facebook at facebook.com/theenglishhome

Instagram at instagram.com/englishhomemag

AND

Discover a new way to enjoy *The English Home* with our podcast. To listen, simply download at podcast.theenglishhome.co.uk





BY APPOINTMENT TO
HER MAJESTY THE QUEEN
BED MANUFACTURERS
WROUGHT IRON AND BRASS BED COMPANY LIMITED
NORFOLK

Wrought Iron and Brass Bed Co.

Handmade in Norfolk | Guaranteed to last a lifetime

SUMMER SALE NOW ON

view our full range at

www.wroughtironandbrassbed.co.uk

AN ALBION BATH

TAKES A LITTLE LONGER



Apollo bath pictured - 2 sizes manufactured

Stay warmer in an Albion bath as our Iso-Enamel material will keep your water hotter for longer - and at less than half the weight of cast iron, an Albion bath is easier to locate and install.

With a range of free standing baths from 1200mm - 2000mm long, we've got all sizes of bathroom covered.

Made by hand in our Essex factory, all Albion baths are manufactured to order - so in both ways, an Albion bath takes a little longer.

Request your brochure of our range of over 50 free standing bath tubs, taps and sanitaryware items.

01255 831605
albionbathco.com

ALBION

BATH COMPANY
HAND MADE IN ENGLAND

The ENGLISH HOME

CONTACT US

Editorial 020 7349 3700

The English Home, Jubilee House,
2 Jubilee Place, London SW3 3TQ

Email theenglishhome@chelseamagazines.com

Website theenglishhome.co.uk

Advertising/Publishing 020 7349 3700

The Chelsea Magazine Company Ltd

Email info@chelseamagazines.com

EDITORIAL

Editor Samantha Scott-Jeffries

Managing Editor Sarah Feeley

Art Editors Claire Hicks, Rebecca Stead

Sub Editor Lea Tacey

Decorating Editor Katy Mclean

Acting Features Editor Suzanna Le Grove

Homes & Lifestyle Editor Clair Wayman

Editor-at-Large Kate Freud

ADVERTISING

Group Sales Director Catherine Chapman

020 7349 3709; catherine.chapman@chelseamagazines.com

Head of Sales Operations Jodie Green

Advertisement Manager William Bernard

020 7349 3749; william.bernard@chelseamagazines.com

Senior Sales Executive Laurina Barry

020 7349 3712; laurina.barry@chelseamagazines.com

Advertising Production 01202 472781; allpointsmedia.co.uk

PUBLISHING

Chairman Paul Dobson

Managing Director James Dobson

Chief Financial Officer Vicki Gavin

Publisher Caroline Scott

Circulation Manager Daniel Webb

Business Operations Manager Sarah Porter

EA to Chairman Sophie Easton

ONLINE

Group Digital Manager Ben Iskander

Email & Digital Creative Manager Jenny Choo

PRODUCTION

Reprographics Manager Neil Puttnam

Printing William Gibbons Ltd

NEXT ISSUE ON SALE 6 JULY 2022

THE ENGLISH HOME (UK EDITION) ISSN 1468-0238 (PRINT)

THE ENGLISH HOME (UK EDITION) ISSN 2397-7086 (ONLINE)

Did you know you can manage your subscription online? Oversee your print and digital subscriptions online today simply by signing up at www.subscription.co.uk/chelsea/Solo/. Stay up to date with the latest issues, update your personal details, and even renew your subscription with just a click of a button.

SUBSCRIPTION ENQUIRIES

01858 438 854

SUBSCRIPTION OFFICE

The English Home
Tower House, Lathkill Street
Market Harborough
Leicestershire LE16 9EF
Tel 01858 438 854

Email theenglishhome@subscription.co.uk
(UK and Rest of World)

SUBSCRIPTION RATES (12 issues)

UK £70
Europe £90; €110
ROW £110; USD \$150; AUD \$215

NEWS DISTRIBUTION

Seymour Distribution Ltd
2 East Poultry Avenue
London EC1A 9PT
Tel 020 7429 3667



COVER PHOTOGRAPH
© RACHAEL SMITH
COVER ILLUSTRATION
ART_GOLUBYKH / SHUTTERSTOCK



M.M LINEN

The Fabric of Beautiful Living



Available at mmlinen.com & johnlewis.com



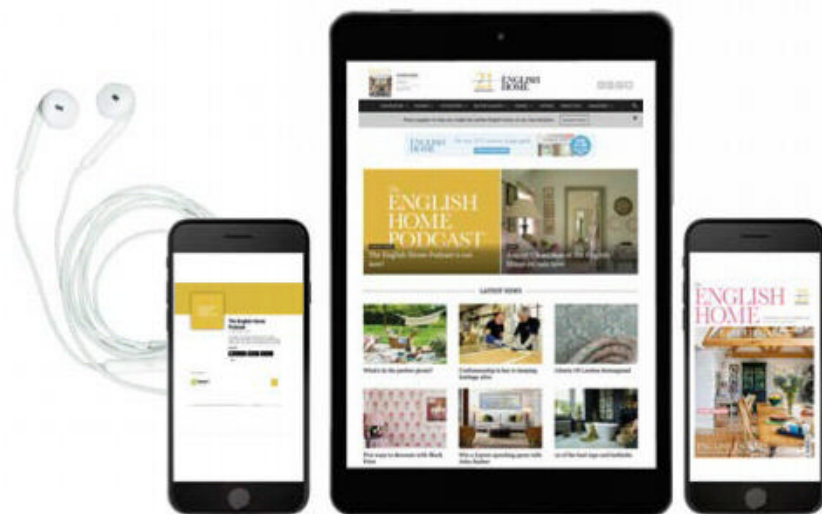
CHARLOTTE GAISFORD

British Boutique Fabric and Wallpaper Designer



CHARLOTTEGAISFORD.CO.UK

For further inspiration on creating a quintessentially English home, visit our website, listen to our NEW podcast or catch up on our socials



Visit us online for...

- + Room-by-room decorating advice
- + Interviews with top interior designers
- + Invaluable buyers' guides

NEW PODCAST

All episodes available now



Download *The English Home* podcast for insider know-how, seasonal inspiration and dos and don'ts. Leading industry names such as Nina Campbell, Kit Kemp and Farrow & Ball's colour curator Joa Studholme share their expert advice and top tips for achieving the best results. New episodes coming soon!

podcast.theenglishhome.co.uk

theenglishhome.co.uk

FOLLOW US ON...



Twitter @englishhometeam

Pinterest at pinterest.com/theenglishhome

Facebook at facebook.com/theenglishhome

Instagram at instagram.com/englishhomemag



- AWARD WINNING ORANGERIES & GARDEN ROOMS -

ORANGERIES | GARDEN ROOMS | CONSERVATORIES | OAK BUILDINGS

Call for our inspirational brochure or book an expert design consultation

01278 764444

davidsalisbury.com

WESTLAND LONDON

SPECIALISTS IN ANTIQUE FIREPLACES & FINE ANTIQUES SINCE 1969



295 WILLESDEN LANE, LONDON, NW2 5HY
TUBE: WILLESDEN GREEN (JUBILEE LINE)

www.westlandlondon.com

TEL: +44 (0) 207 739 8094
e-mail: westland@westlandlondon.com

NOTEBOOK

Our monthly edit of news, shopping inspiration and inside information >



SPOTLIGHT ON...

New Liberty outdoor fabrics

Adorned with sumptuous florals, from ditsy to decadent and English to exotic, Liberty's first outdoor fabric collection is a triumph. The Liberty Garden features 14 designs – both brand new and reimagined

archive classics – across four colour stories: Lacquer (*above*), Lapis, Jade and Pewter. Each reflects Liberty's eclectic spirit and salutes different flowers and foliage.

Lacquer draws inspiration from Arts and Crafts gardens and the beauty of vivid organic shades found in flowerbeds and scrambling across trellises. Pottery from the

19th century and the geometric planting of gardener Gertrude Jekyll inspired Lapis, with a refreshing palette of cobalts, azures and harmonising pinks.

Chinese artworks from the 19th century influenced Jade's richly verdant palette and vibrant accents, and Pewter's refined neutrals whisper elegance. libertyfabric.com >



A World of Influences

Designer Bethan Gray's first bedroom collection

Since we included her in our 2016 New Year Honours List, luxury furniture and homeware designer Bethan Gray has gone from strength to strength. And now she has unveiled her first bedroom collection which marries clean-lined silhouettes, exquisite hand-craftsmanship and her signature patterns.

In response to client requests to adapt her furniture for the bedroom, Bethan has translated the distinctive patterning and





palette of her travel-inspired Nizwa and Dhow ranges into customisable headboards, tallboy chests and bedside cabinets.

This collection continues her collaboration with master craftsman Mohammad Reza Shamsian and his workshop of highly skilled artisans in Oman, who masterfully marry ancient marquetry techniques with the cutting-edge technology.

"Everything I design starts with a story," explains Bethan. "In collaboration with skilled craftspeople, I bring those stories to life for contemporary audiences. As one big open space, a headboard really makes the most of the pattern and the metallic overlay really does shine."

Of the way the patterns work on smaller pieces, such as bedside cabinets, she says: "They have a different movement, where you can almost see the waves of pattern chasing themselves from one side of the piece to the other, lending the pattern a different but equally enticing point of view."

Bethan's heritage and global travels deeply influence her intricate and distinctive designs. Born to a Scottish father and Welsh mother, her maternal family descends from a nomadic Rajasthani clan that migrated across Arabia and Persia over centuries. bethangray.com



Designs on a Creative Life

Eloise Showering launches interiors brand

Spotted by a model scout in a Cornwall cafe as a teenager, Eloise Showering was catapulted into a jetset lifestyle of international modelling for brands such as Gucci, Paul Smith and Stella McCartney.

Having trained at Chelsea College of Art, she pivoted into interiors during the pandemic and launched her own fabric, wallpaper and homewares brand Eloise Home, with free-spirited collections and a playful palette. She designs and hand-paints each new collection, and uses high-quality linens and cottons, all printed in England.

"Modelling turned my life upside down, but I never lost my vision or passion for a creative life and career," she says. "When Covid and lockdown hit and gave us all more free time, I started exploring how to make patterns. I became completely engrossed because it encompassed so many aspects of what I love: painting, drawing, photography, interior design and also storytelling."

"During my modelling years, my true solace was my home. Designing fabric and wallpaper collections makes me incredibly happy, but making others feel comfort and joy in their own homes brings me the greatest happiness."

eloisehome.com ▶



BRITISH LEATHER GOODS
WWW.ETTINGER.CO.UK



BY APPOINTMENT TO
HIS ROYAL HIGHNESS THE PRINCE OF WALES
MANUFACTURER OF LEATHER GOODS
© ETTINGER LTD LONDON

ESTD 1934

ETTINGER

LONDON



Walls of Wit and Whimsy

Kate Loudoun Shand debuts her first wallpaper collection

The quintessentially English eccentricity and warm wit of Kate Loudoun Shand's pattern and textile designs helped make her name in America during her 20-year career there. Relocating with her family from New York to Wiltshire, she has now unveiled her debut range of wallpapers.

The collection includes both new and existing designs, the latter transferred to wallpaper for the first time, each available in a range of colourways.

"Clients have been asking for wallpapers for years," says Kate, "and some of our most popular patterns have been transposed for custom private projects with great success. This is a chance to expand on the reputation we've built for imaginative, colourful and liveable patterns and for working with the highest quality materials.

"My idea was always to re-version the existing patterns clients were clamouring for as wall coverings, enhancing their painterly aspect with new colours that add dimension and joy."

Kate hand-paints all the artwork for her designs, and the wallpaper patterns are digitally printed to capture the tonal qualities of the original artwork. The exception to this is the POW! design,

whose graphic simplicity lends itself to screenprinting, in both fabric and wallpaper form.

Sustainability is key for Kate and all her wallpapers are Forest Stewardship Council-certified with zero polyester, and each creation uses water-based inks.

A graduate of St Martin's School of Art and the Royal College of Art, Kate created textile designs and homeware collections for clients such as the V&A, Kate Spade, Anthropologie and Urban Outfitters before setting up her studio in 2017.

Aiming to bring a sense of joy and adventure to everything she does, Kate's deep love of craft and strong sense of the contemporary influence her designs.

Of her design process, she says: "For all my work, there is a relationship between the technique and the design.

I generally look to understand the technique, then design for it. I hand-paint the artwork using a range of materials. I then work with a CAD designer to generate the perfected repeat. Striking off the patterns in different colours, then seeing how they feel in different lights, is an integral part of the process."

kateloudounshand.com ▶

S M E G



INTRODUCING THE NEW NEUTRAL: SLATE GREY.

Co-ordinate your kitchen with style,
thanks to our award winning Victoria
range, where iconic design meets
standout performance.



Immersive Arts and Crafts

Morris & Co opens home emporium

Iconic English heritage design brand Morris & Co has opened its very first 'home emporium' inside luxury London department store Harrods.

This immersive shopping experience celebrates English craftsmanship and showcases the brand's instantly recognisable prints across collections of fabrics, wallpapers, paint and homeware, including its brand new lighting range with Pooky.

Sanderson Design Group CEO Lisa Montague says: "We are ecstatic to officially open the Morris

& Co home emporium at Harrods. Morris & Co is a true representation of the finest in craftsmanship and design, something that is reflected in its new home at Harrods.

"The iconic British institution is known for creating a truly luxurious and memorable shopping experience for customers, and the home emporium will help bring William Morris's vision for the brand to life through an experiential retail destination." morrisandco.sandersondesigngroup.com

Fascinating Insights

New talks spotlight Chiswick House

Discover the stories behind treasures such as the spectacular Blue Velvet Room ceiling (pictured) at Chiswick House and Gardens thanks to new Spotlight Talks which are free to house visitors.

At 2pm each day when the house is open (from April until late October), experts share fascinating insights into the objects, stories and people behind this glorious example of 18th-century English architecture and landscaped gardens.

The house and its grounds were created by architect and designer William Kent and his friend and patron Richard Boyle, 3rd Earl of Burlington. Inspired by their Grand Tour, on returning home, the duo eschewed the Baroque style of the day, favouring simpler symmetrical design echoing the classical architecture of Italy, especially of Venetian architect Andrea Palladio.

Built between 1725 and 1728, Chiswick House was one of the earliest English examples of 'neo-Palladian' style with awe-inspiring interiors.



This bold architectural experiment influenced the building of Georgian England and was the birthplace of The English Landscape Movement. chiswickhouseandgardens.org.uk

Diary



RHS Hampton Court Palace Garden Festival, from 4-9 July, the world's largest flower show, promises epic gardens, a Floral Marquee, The River Cottage Market Garden and more. rhs.org.uk



A Fabergé egg is one of 100 precious items on show at Surrey's Polesden Lacey - bequeathed to the National Trust by Dame Margaret Greville. Until 30 October 2022. nationaltrust.org.uk



Japanese treasures from the Royal Collection are on display together for the very first time. *Japan: Courts and Culture* runs at The Queen's Gallery at Buckingham Palace until 26 February 2023. rct.uk ■

THE DORMY HOUSE

Perfecting the balance of beauty and utility with
a timeless collection of bespoke, British furniture.
Home is a feeling; make a lasting impression.



**MADE IN
BRITAIN**

thedormyhouse.com | 01264 365808

Scan to
discover
more



DESIGN DISCOVERIES

Embrace outdoor dining while keeping interiors relaxed
with cool textures and characterful prints




ZEST FOR LIFE

Reminiscent of classic Italian pottery from the 1980s, lemon-shaped tableware brings a Mediterranean flavour to outdoor and indoor gatherings. Team the brightly hued ceramics with colourful glassware to create a zingy scene and use neutral table linen to allow the bold yellow tone to fully stand out.

Mediterranean Lemon bowl, £18, and plate, £22; glassware from £15, all Rockett St George

DELICIOUS SIMPLICITY

Enamelware is usually associated with hearty winter dishes, yet this handcrafted range from Toast has a leaf-green piping to set the tone for picnic dining in style. Suitable for oven to table use, the dishes are ideal for serving hot or cold summer puddings. The range includes mugs, plates and bowls. *Cream/Leaf large enamel dish, £25; Cream/Leaf enamel bowl, £10.50, Toast*



UP IN SMOKE

A neatly sized chiminea is ideal for a decked area in a town garden or for positioning in a cosy corner of a country patio. This burner's slim dimension makes it particularly apt for those looking to extend the enjoyment of being outside past sunset. A stylised silhouette and slender legs ensure the furnace looks attractive during the day when not in use.

Sierra chiminea log burner, £135, Abigail Ahern



PICNIC PRINTS

Create a comfortable backdrop for feasting outdoors with a generous arrangement of soft furnishings. Mix global prints in a jolly palette to inspire the mood of relaxed dining on far-flung travels. (For more on holiday style at home see page 74.)

Selection of cushions, from £52; Ragini wool kilim rug, from £925; Sustainable mango wood chopping board, from £10.50; hand-painted pottery, from £18, all Susie Watson

SHOPPING

LEAFY DETAILS

Nina Campbell's latest fabric range imparts a subtle tropical feel with its foliage motifs, which include bamboo, fern and grass. The Plumier and Poiteau prints, seen here, come in linen textures – which adjust to varying temperatures in different seasons. This classic colourway gives the pattern a timeless notion, grounding the summery theme with smarter blues for year-round appeal.

*Curtains, Plumier NCF4462-01, £85 a metre;
Chair, Poiteau NCF4463-01, £75 a metre,
both Nina Campbell at Osborne & Little*



PAST MEETS PRESENT

Ellen Merchant's new screen-printed wallpaper and fabric collection highlights her love of antique textiles and the Arts and Crafts movement. Using traditional techniques, Ellen's colourful prints feature striking botanical forms. The artwork is hand-drawn by Ellen using oil pastels and pencils, then screen-printed to maintain the original texture and character.

Nomad wide-width wallpaper, £100 a metre – also available as a fabric, £130 a metre, Ellen Merchant

TACTILE EFFECT

The intricate design of these Snape Rosemore tiles celebrates the English countryside's hedgerows and gardens. Seen here in a soft blue hue, the pattern is perfect for kitchens or bathrooms. Handcrafted, these tiles come in a gloss finish to beautifully reflect the light and ensure the surface details are noticeable. The collection is available in 12 shades with matching moulding and skirting tiles.

Snape Rosemore tiles, £5.35 a tile, Artisan collection, Winchester Tiles ▶

makeTM me a rug

Get designing...
create your own rug online at:
www.alternativeflooring.com

**alternative
flooring**
t: 01264 335111

SHOPPING



CHECKING THE SCALE

If seeking a traditional print with a point of difference, Charlotte Gaisford's Belgravia wallpaper balances a classic check with a contemporary motif. It is worth noting that the modest scale of the pattern makes it ideal for small rooms, decorating the interior of wardrobes or adding an interesting surface detail to furnishings.


Belgravia wallpaper, £95 a roll, Charlotte Gaisford



IMPACTFUL SILHOUETTE

The eye-catching Saber LED chandelier has seven lights which can be altered to any height via adjustable cables. Ideal to position above a special piece of furniture or in an area to make a feature of a particular corner. To suit individual requirements, the clever design allows the choice between creating a random pattern or a spiral cascade of lights.

Saber LED chandelier, from £479, Heal's



SILK PASTELS

The Sage and Coral silk bed linen collections from Gingerlily visually lighten bedspreads for the summer months with their soft green and pink shades, while the fine silk texture aids a cool night's sleep.

Sage silk double duvet cover, £486; Sage silk pillowcases, from £96 each; Coral Fern silk bolster cushion, £66.25; Coral Fern square cushion, £102, all Gingerlily ■

CORSTON

ARCHITECTURAL DETAIL



Hardware | Switches & Sockets | Lighting
corston.com

SHOPPING



Silk ikat square cushion, £65, Raj Tent Club



Cobalt Oxus cushion, £125, Lucy Marsh Interiors



Jaipur medium vases set, of three, £69, Sophie Conran



Aztec Kilim Pouffe, £285, The French Bedroom Company



Hand-painted tea kettle, £39.95, Ibbi



Rug-printed Anatolia Sofa, £2,198, Anthropologie




Saray Ottoman Psychedelia, £1,120, Mind The Gap

HK Living traditional extra-large lantern in Nude, £625, Folk Interiors



Handwoven fruit baskets, from £21 each, Lola & Mawu




Bodega, £2.27 each (two tiles shown), The Baked Tile Co

GLOBAL INFLUENCE

Bringing home discoveries made on travels, discovering heritage techniques from around the globe, and embracing cultural designs to become a part of our own aesthetic is an established element of what makes an English home. An eclectic blend of global influences – whether authentic or ‘inspired by’ and adapted – come together to create a layered abode full of character. From ikats, kilims and chinoiseries to Spanish tiles, African weaves and European folk art, many have far-flung origins. Bring back pieces that tell a story from a holiday to remember, or simply discover the treasures available on our own shores to offer a new flavour, and a touch of escapism.

Andalucia Zahara Rug, from £130, Weaver Green



X-frame stool in Ticking Stripe Rose, £972, Penny Morrison



Made to Measure Blinds and Curtains
Low Prices, Everyday *Always*



curtains2goTM

Discover more at: [curtains-2go.co.uk](https://www.curtains-2go.co.uk)


Featured Product: Chinoiserie China Blue Curtains

 Trustpilot  Based on over 125,000 Excellent Reviews

SHOPPING



Hyde 12 Light custom colour pendant, £1,440, David Hunt



Curtains, Alyssa, Red, £89 a metre; chair, Layla, Orange, £47 a metre, Jane Churchill



Leeds Decor Tangerine tile, £14.95 each, Craven Dunnill Jackfield



Rhombe teacup with saucer, Pink/Sand, £39, Nordic Nest




Dinner plates in Fuchsia and Absinthe, £92 each, Jessica Buckley

CHASING SUNSETS

Capture the beauty of the golden hour as the sun begins to dip below the horizon with pieces in sunset hues. From punchy reds and burnished oranges to mellow golden yellows and a few shades of pink in between, this hot palette of colours can add a touch of vibrancy for a summer uplift. The look does not have to be intense; a statement piece, adding a trim or simply a change of cushions, towels or throws can bring a welcome splash of sunshine. This colour choice is perfect for outside, too - co-ordinate with pink, red and orange bedding flowers for a joyous garden full of warm summer hues.

Club Velvet collection fabrics, £117 a metre, Thibaut



(From top): Rudranath Temple, Chari Flame and Jaipuri Spice, all from £28.50 for 1l of Eco Emulsion, Francesca's Paints



Pair of dip-dyed candles, £18, Matthew Williamson x Wax Atelier

Kauai embroidered border, coral, £70 a metre, Samuel & Sons



Boho Garden Parasol, Orange, £304, Fy

Kelling Throw, Fuschia with Marmalade/Fuschia trim, £295, KD Loves



Living Textures towel collection, Coral, £42 for a bath sheet, Sheridan



Stoker lamp base, £395, with Orange Wicker 12" lampshade, £110, Fermoie



FEATURE KATY MCLEAN PHOTOGRAPHS (THIBAUT) © KIP DAWKINS; (CRAVEN DUNNILL JACKFIELD) © THE IMAGE FACTORY; (DAVID HUNT) © SEBASTIAN DEVENISH



NAKED KITCHENS

Truly British. Truly Bespoke.
nakedkitchens.com | 01328 838 854

THE EDIT

Editor-at-Large Kate Freud looks at adding pattern, decorative pieces and art to the home this month



LEWIS & WOOD

Ever since British fabric and wallpaper company Lewis & Wood – the brainchild of textile printer Stephen Lewis and interior designer Joanna Wood – set up shop in a London basement in 1993, the brand has gone from strength to strength. Today, as well as having a head office near Stroud, Gloucestershire, Lewis & Wood has a showroom at Design Centre Chelsea Harbour, and sells its distinctive designs across the world.

The creative collaboration between Lewis and creative director Magdalen Jebb can be seen not only in their designs but also in their passion for British craftsmanship. They cherry pick just six new designs to introduce to the Lewis & Wood range each year, offering a curated collection that is high-quality, considered and concise.

From florals and toiles de Jouy to stripes and checks, there will be a design for every room in the home to be found here, in beautiful colourways guaranteed to create a striking space. This summer, look out for the Wax Works collection, with prints including Citadel and Bandana, inspired by antique artworks from different cultures and centuries, all executed in the same wax-resist technique.

lewisandwood.co.uk



SHENOUK

We all know that Indian block prints have become de rigeur in recent years, but ahead of the curve is Shenouk, the beautiful interiors brand set up by Sherine Freeth nearly 10 years ago. She fell into the world of interiors quite by accident when a multi-cultural upbringing and a love of travel led her on a trip to Jaipur with her friend Anouk (hence the name of the company, Sherine and Anouk = Shenouk!) and the seeds for a new adventure were sown. Freeth got to know the artisans behind the fabrics, and soon began selling table linens, bedding and an array of home accessories.

These days there are also beautiful quilts and vintage kanthas, tea towels and lampshades, in muted, pretty shades of sage and daffodil, berry, aquamarine and Swedish blue.

shenouk.com ▶





VANESSA ARBUTHNOTT

DESIGN WITH A CONSCIENCE

FABRICS, FURNITURE AND HOME FURNISHINGS



T. 01285 831437 E. enquiries@vanessaarbuthnott.co.uk
12 Ashcroft Road, Cirencester, Gloucestershire GL7 1QX
www.vanessaarbuthnott.co.uk





DADO ATELIER

With a sea of wallpaper brands on the market, Dado Atelier has stepped away from the norm, by offering a collection designed by talented collaborators, united by their passion for colour and pattern. From fashion designers to fine artists and printmakers, they all work with the in-house Dado Atelier team to make extraordinary wallpaper collections in a variety of styles.


Alongside the range of designs – which include collaborations with Amechi, Daydress and Monika Forsberg – the company provides a digital magazine, designed to inspire with its beautiful imagery, interesting articles and style tips. This season look out for Dado Atelier's new Nomad collection (*left*), inspired by the Caucasus region with its embroidery techniques, and the Domino range, which takes inspiration from the French 18th-century Domino papers – single-sheet precursors to rolls of wallpaper – with their damask and trellis print. dadoatelier.com

MUSÉE HOME

If ever there was a lockdown success story, it must be that of Musée Home, which boasts a collection of fine art prints created in-house and reproduced at a fraction of the cost of the real thing.

The company, set up in 2020, is the brainchild of Jo and Simon Broadhead, both professional photographers who had to find a way to diversify during the challenging months of lockdown.

Jo had spent years working in her family textiles business designing and manufacturing linens, so always had a creative eye, and Simon had documented extensive artwork collections for clients including the



Royal Collection, so together they decided to launch a business bringing art to the masses.

They produce high-quality fine art print reproductions from their workshop in the Peak District, selecting pieces from the best galleries and museums across the world. Every picture has the look and feel of an original, printed onto a thick cardboard backing giving it the quality so many prints lack. So, whether looking for a striking lone piece or a print collection, everything from landscapes to still lifes, botanicals to bird prints can be found here.

museehome.co.uk



LALIQUE

2022 is a year of celebrations for the French luxury crystal, interior design, jewellery, perfume and art brand Lalique as it celebrates its centenary in great style.

It is 100 years since René Lalique opened the company's first glass-making factory in Wingen-sur-Moder in north-eastern France. In honour of the occasion, a series of commemorative launches have been created.

Lalique's emblematic motifs, Bacchantes, Mossi, Languedoc and Champs-Élysées, have been given an intense blue coating, making the brand's iconic crystal pieces even more striking to behold. As well as this, there will be two new limited-edition pieces, Fusion (*above*) containing the brand's new fragrance, and Water Drop, a beautiful decanter. The pièce de résistance

is the lost-wax Sirènes



vase by the artist Terry Rogers, revisited in a spectacular light blue crystal, making for a magnetic and symbolically charged piece. lalique.com ■



GREAT SAVINGS WHEN YOU SUBSCRIBE



SAVE OVER
£25
OFF THE
FULL
PRICE

“I love The English Home – it’s a must-read for myself and our team”

NINA CAMPBELL, LUXURY HOMEWARE DESIGNER

AMAZING SAVINGS WHEN
YOU SUBSCRIBE

UK £44.95

Europe €79.95

Australia \$149.95

Rest of world £74.95



Plus a
FREE
Stoneglow
candle
worth **£20***

SUBSCRIBE NOW

Go to www.chelseamagazines.com/CENH0722

Or phone +44 (0)1858 438 889 (quoting code **CENH0722**)

NB: Prices and discounts based on the UK BAR rate of £70. If for any reason you're not happy with your subscription, you may cancel within 14 days of placing your order.
*Free gift is for Direct Debit and Continuous Credit Card subscriptions delivered to UK mainland addresses only and will be delivered to the billpayer's address.



In the Great Hall, antique chairs have been covered in Pierre Frey fabric, while the curtains are Zardozi Bargello by Watts of Westminster. The George Smith-style sofas were acquired from the Aynhoe Park sale, and the grand fireplace is by noted artisan Sir Henry Cheere.



Palladian PARADISE

After unexpectedly inheriting a vast stately home in Oxfordshire, Peter and Eleanor Buxton have risen to the challenge with gusto

FEATURE & STYLING COSMO BROCKWAY PHOTOGRAPHY JAMES MCDONALD



‘One by one we had to breathe new life into the State Rooms. Above all we wanted to get light and life back in to the house’

ABOVE A statue of Mercury in the Great Hall. The paint scheme is four shades of off-white: Sand I (ceiling), II, III and IV by Paint & Paper Library. “A lot of soul searching went on,” laughs Peter, “but the result amplifies the architectural features’ grace.”

Imagine suddenly inheriting a house that is second only in size to Blenheim Palace in its home county of Oxfordshire. This astonishing turn of fate is exactly what happened to Peter and Eleanor Buxton. Although ensconced in Wiltshire, the duo were remarkably unperturbed by the idea of uprooting across the country and taking on Kirtlington Park, a Palladian jewel left to them by a bachelor cousin who had brought the enormous pile back to life.

With the gung-ho attitude that sums up the very British approach of rolling up sleeves and getting on with it, Peter and Eleanor moved into Kirtlington

in 2017 with their two children, Laura and Freddie. Undaunted by the challenge of making a vast mansion into a family home – having both grown up in historic houses they knew the joys and headaches of running one – the Buxtons quickly fell in love with the classically proportioned rooms and long windows overlooking Capability Brown parkland and the Chiltern Hills beyond.

The story of Kirtlington begins with the Dashwood family, Jacobite baronets who married well and, along with architect James Gibbs, built the golden-stone palazzo seen today. The rococo dining room built by Sir James Dashwood was hailed as one of the most



beautiful rooms in England in its time. After marrying a Spencer and becoming an MP, Sir James employed a quiver of masterly artisans, architects and designers to create a house worthy of his dynasty. Now in the Metropolitan Museum of Art in New York, Kirtlington's famed dining room was the result of large-scale stuccowork coming into fashion in the 1720s with the arrival of skilled stuccadores from Northern Italy. However, according to Peter, the riotous plasterwork still seen in the beguiling library is the work of an Oxford artist, Thomas Roberts.

Passing into the hands of the Earl of Leven & Melville, the house was sold in the early 20th century to the Budgett family - racehorse breeders who sold much of the contents of the house and even whole State Rooms.

When Christopher Buxton fell in love with the romantic pile and bought it in 1971, it was a shadow ►

ABOVE The splendid library, with its original roundels depicting scenes from *Aesop's Fables*, is loved by the couple for its light and atmosphere. The Indian inlaid coffee table is a Lots Road Auctions find.

ABOVE Peter and Eleanor with daughter Laura and their adorable dogs - Lola the dachshund and Blossom the whippet.





'We consciously inhabit all of the rooms. The house loves a party and responds to warm, vibrant activity'

LEFT The dining room is painted Parsonage Pink by Papers & Paints, a colour suggested by architectural historian Jeremy Musson. The family painted the intricate plasterwork over lockdown.

BELOW The kitchen walls are painted in Dulux's Blue Circle, described in typically witty style by Peter as 'radical teal'. The Brazilian Exotic Granite island worktop is from The Granite House in Bicester.


RIGHT The garden is the perfect setting for

summer lunches protected from the sun with a tasselled parasol by East London Parasol Company. Kirtlington Park is available to rent for events including weddings, family occasions and corporate gatherings and can be hired as a shoot location. Visit kirtlingtonpark.com for more information. It is also available for holiday rentals through Loyd & Townsend-Rose. Historic Houses' Invitation to View and architectural practices can arrange exclusive tours.



of its former self. Happily, Kirtlington once again found a passionate patron, and Christopher devoted just over four decades to bringing it back to life. "We would visit him often," remembers Peter of his late cousin. "He added en-suite bathrooms to the bedrooms and restored the main rooms. We would swim in the lake, and the children would run through the Great Hall. This house has splendour, but also a familial warmth which we appreciated from our very first visit."

A convivial host, Christopher counted His Royal Highness Prince Charles and Ivana Trump among his eclectic guest roster. When Peter and Eleanor inherited it, they were determined to keep the place filled with people. "It's a pleasure to share the house, either through holding events or for visits by special interest groups and families," reflects Peter, who is now working with prestigious country house rental company Loyd & Townsend Rose, offering the house for families to rent for up to two weeks at a time. "There is a knack to living in a big house as you have to make the effort to inhabit and animate it, otherwise you end up with areas which are only opened when visitors come," he says. ▶





RIGHT Colourful cushions, including vintage Indian textiles from Opium in Chelsea, bedeck the seating in the Yellow Drawing Room. The inherited satinwood Steinway grand piano is regularly played.

LEFT The Monkey Room boasts frescoes painted by French artist Andien de Clermont in 1760. The ottoman is covered in Menagerie by GP & J Baker.

“We moved in in the winter of 2017,” recalls Eleanor, “and decorating teams started within a month. We wanted to work with local craftsmen and establish trade partnerships, as our budget was limited. Once we had our kitchen, the house began to feel like home.”

The echoing vastness of the Great Hall, which was almost devoid of furnishing, was an early challenge. “We created a wonderful seating area by the fireplace, over which is the Grinling Gibbons carving. We added our own new paintings and some beautiful French chairs upholstered with elaborate Pierre Frey material,” remembers Peter. “We had to breathe new life into the State Rooms one by one. There were a number of rooms on the ground floor which had been shuttered

up for years, so these were cleared and reopened. The arched front hall was reopened to its original form by removing a plasterboard-encased storage room. Above all, we wanted to get light and life back into the house.” Describing it as rather like being in charge of a huge ship, Peter speaks of the daily ritual of opening the shutters. A whole task in itself, he likes to sing as he moves from room to room.

Joyfully, each room is now used by the family, while their Labrador, Etta, dachshund, Lola and whippet, Blossom, also run through the corridors bringing further life. “We love to have tea under the playful frescoes of the Monkey Room,” says Eleanor. “We consciously inhabit all of the rooms and move about. On New Year’s Eve, we play barefoot badminton in ▶

‘This house has splendour, but also a familial warmth which we appreciated from our very first visit’



ABOVE Eleanor has given the principal bathroom suite a sense of ceremony by positioning a freestanding bath at an angle and placing a pedimented gilt mirror which she had found in the cellar above the fireplace. The deck-mounted bath shower mixer is from Burlington.

The focal point of the principal bedroom is the exquisitely carved four-poster bed, painted in gold leaf, and the striking curtains made from chintz found at The Millshop Online.



the Saloon. The house loves a party and responds to warm, vibrant activity.” In quieter times, Eleanor does tapestry while watching racing on the television. “My Bargello embroidered cushions adorn various sofas around the house. Now our daughter Laura has caught the bug, and, inspired by the monkey frescos here, she started a business, Hestia Needlework, to provide bespoke tapestry designs.”

Decorating on such a big scale within a strict budget has seen the couple perform feats of ingenuity. Having scoured local and online sources for affordable textiles and furniture, including D & R Furnishers in Marlborough, the couple began to stalk the halls of Design Centre Chelsea Harbour. According to Peter, “For the State Rooms, it felt appropriate to source more elaborate, costly materials from Watts of Westminster, Pierre Frey, and Tassinari & Chatel. The Design Centre provides an intoxicating array of options and inspiration. We’ve made friends

with various suppliers, such as Haywards, the bespoke trimmings company.”









Youlls Antiques and auctioneers Dreweatts and Mallams have come up trumps with antique pieces. Peter laughs while commenting, “Buying lamps at auction often means rewiring. Madson Black, a lighting and chandelier specialist in Bicester, has rebuilt many lights and chandeliers found in the house. Again, it is a delight to work with skilled local specialists. They are also working at Windsor Castle, so we wait our turn with the Royal household!”

Above all, living in a house like Kirtlington Park makes each moment feel special. The couple evocatively talk about walking barefoot on the lawn in the early evening or “having breakfast on the terrace looking out over the landscape towards the Chilterns, listening to birdsong. It is very uplifting being encircled by woodland, with just horses and sheep visible in the Park,” says Peter. Paradise found. ■



PULLMAN EDITIONS

ORIGINAL, LIMITED-EDITION ART DECO POSTERS



Limited to editions of 280, our newly-commissioned Art Deco posters feature glamorous holiday destinations around the world, ski resorts in the European Alps, and the world's greatest historic automobiles. **Over 100 designs to choose from**, all printed on 100% cotton fine art paper, measuring 97 x 65 cm. **Priced at £420 each (inc. UK sales tax).**

Private commissions are also welcome.

@pullmaneditionsposters

Pullman Editions Ltd
94 Pimlico Road
Chelsea
London SW1W 8PL

www.pullmaneditions.com

info@pullmaneditions.com

Tel: +44 (0)20 7730 0547



Our central London gallery

All images and text copyright © Pullman Editions Ltd. 2022

View and buy online at www.pullmaneditions.com



The sofa and ottoman in the cosy snug are upholstered in Montage Teal mohair velvet by Kelly Wearstler for Lee Jofa and a playful oversized fringe, Coeur Bullion, from Brunschwig & Fils. Armchairs in Ananas by Raoul Textiles enhance the warm feel.



Making the CONNECTION

Adding a much-needed extension to her 17th-century farmhouse in Dorset provided Sue Shenkman with the opportunity to breathe new life into the interiors throughout

FEATURE & STYLING CLAIR WAYMAN
PHOTOGRAPHY RACHAEL SMITH



‘My absolute favourite spot to sit is at the kitchen table, where I can see the prettiest snapshot of the garden’

ABOVE The classic Shaker-style kitchen features an island worktop in Calacatta Lincoln marble from Artisans of Devizes and a pie-crust sink from Shaws of Darwen. The half-moon drawer pulls in a distressed gold finish are from Beardmore. Walls have been painted in Wimborne White by Farrow & Ball.

Situated on the edge of a picturesque Dorset village, Sue Shenkman’s 400-year-old farmhouse has an abundance of charm. Solidly built from local Marnhull stone, the ancient property is unassuming from the road, but a colourful, cosy interior awaits once through the front door.

Sue and her husband, Ivan, first discovered the house back in 2002 when they decided to put down roots after renting in the area for several years. The couple initially discounted the property as they thought it was too small, but they took another look after a year of house hunting unsuccessfully. “We were pleasantly surprised to find that the previous owner had added an attic bedroom, and we realised we could make the house work for us, as a family,” Sue explains. “The property is on quite a small footprint with all the main rooms leading off a hall, and there’s a real hub to the house, which we love.”

The only downfall was that it lacked a boot room, and so in more recent years, Sue decided it was time to add a small extension at the back of the property to provide much-needed extra space. “It was the room that we were always missing – there was a small lean-to off the kitchen where we kept our muddy boots, and the washing machine was in the hall, which wasn’t ideal,” she recalls.

However, as the house is Grade II* listed, obtaining planning permission took a lengthy two-and-a-half years. “We aren’t allowed to add on or change the interiors structurally and our application was turned down initially, but we were eventually given permission to build on the footprint of a small original courtyard,” says Sue. Local architects Llewellyn Harker Lowe and family-run building contractors Hammond built a practical boot room and a luxurious en-suite bathroom above with a soaring vaulted ceiling and breathtaking views across the Stour Valley. Utilising some of the ▶



Samantha and Sue sourced the French 19th-century, bleached-oak farmhouse table for the kitchen from M Charpentier Antiques at the Battersea Decorative Antiques and Textiles Fair. Blinds in Reverse Phoenix by Bennison add softness.

A sleek Paolo Moschino brass and glass dining table provides a pleasing contrast to Sue's traditional farmhouse dining chairs, which have been given a new lease of life with Cortina's Athene leather in Rosa on the seats. The stoneware Cardoon candle holders are Oka. The new boot room extension leads off to the right of the dining room.





In the drawing room, Fairhill chairs by George Smith are teamed with a bespoke ottoman from The Warborough Collection by Samantha Todhunter Design. Adessa table lamps from Paolo Moschino sit in front of The Wave mirrors by Soane Britain.



‘Different spaces need to tell their own tale, at the same time as speaking to each other’

original stone, a stonemason created a whimsical archway between the principal bedroom and en suite, perfectly linking the old part with the new extension.

When the building work began in November 2017, Sue decided it was the ideal opportunity to refresh the interiors throughout the house and enlisted the help of interior designer Samantha Todhunter. The pair had already worked closely together on the Shenkman’s London pied-a-terre and had an easy rapport. “First and foremost, the interiors in the farmhouse had to be unfussy and suit the whole family,” explains Sue. “So it doesn’t matter if our puppy jumps up on the sofas or our grandchildren put their mucky fingers on the furniture.”

Also top of Sue’s wish list was to lighten previously dark, dated rooms with a fresh, uplifting palette and create comfortable spaces where she could entertain with ease. Wanting the interiors to reflect Sue’s vibrant personality, Samantha created harmonious, colourful ▶

LEFT In the entrance hall, the Scalloped chairs from Paolo Moschino are covered in Claremont’s Milano linen. Sphinx jute flooring from Tim Page Carpets adds to the rustic, country house feel.

Bennison's Banyan fabric is the hero pattern in the principal bedroom. The headboard is upholstered in Vaison by Nicole Fabre from Tissus d'Hélène. The vintage 1950s wicker mirrors are from Fiona McDonald.



ABOVE The house dates back to the 14th century, with the front section added around 1630. The new extension can just be seen on the far left. Herbaceous borders in the well-tended garden overflow with summer blooms that scent the air.

room designs that complement the original features. “I came up with fabric schemes and colour combinations that work with the age of the property but which are also fresh and a little bit modern,” she says. “I think for a smooth transition, it’s important to honour a house’s provenance as well as giving it a contemporary relevance.”

Having an effortless flow from one room to another is also key for Samantha. “The different spaces need to hold their own and tell their own tale, at the same time as speaking to each other. At the start of each project, we build a tray of swatches for each room, then look at the trays together and edit them before the schemes get proposed to the client as mood boards.”

As the house could not be changed structurally, Samantha focused on reconfiguring the room layouts to make the most of the space. She replaced two small sofas facing each other in the drawing room, and says, “Sometimes small-scale furniture can make a room feel smaller, so we introduced a much bigger sofa, with a pair of armchairs and an ottoman. Scaling up the



‘For a smooth transition, it’s important to honour a house’s provenance as well as giving it a contemporary relevance’

furniture in here lengthened and widened the room, making it feel more spacious.”

Arranged around the original stone fireplace, the furniture layout now creates a convivial, relaxed atmosphere, and the amount of seating has been increased without the room feeling cluttered. “Sue is very sociable and entertains a lot, so, as well as looking good, the drawing room needed to be functional and comfortable,” Samantha says. “The space has to work when two people are sitting in there for drinks after dinner as well as for a big gathering of friends and family on a Sunday afternoon.”


Another area in the house that received a significant transformation was the kitchen, designed by Samantha and made by skilled local joiner Spiral Designs. Painting the beams white has lightened this formerly

quite dark space, as has removing the lean-to, which was blocking a lot of light and installing Crittall French windows that echo the design of the original leaded windows. The pretty colour scheme in the kitchen and dining room was carried through from the living spaces. “I chose the fresh blue Bennison fabric for the curtains and blinds because it has a lovely lightness to it,” says Samantha, “and we completely reinvented Sue’s farmhouse dining chairs with soft pink leather seats.”

The kitchen and dining room flow seamlessly into the boot room in the new extension, which doubles as a laundry and flower arranging area. Now the most utilitarian room in the house, it includes a china cupboard and a multitude of deep drawers to store everything from napkins to vases. ▶

ABOVE LEFT The stone arch looks like it has always been there and cleverly links the principal bedroom in the original part of the house to the en suite in the new extension.

ABOVE RIGHT The bath frame in the en-suite bathroom is painted in Farrow & Ball’s Skylight, while the taps are by Lefroy Brooks and the ceiling light is from Vaughan.



The schemes Samantha designs are often bold and playful, with a hero fabric or wallpaper in each room. For example in the snug she has worked with the dark wood panelling and chosen a striking, pomegranate-red Raoul Textiles fabric for the armchairs and combined it with a rich teal velvet on the sofa and ottoman to enhance the cosy feel. “The house couldn’t have taken anything too fussy,” says Sue. “Samantha’s schemes had to complement the original features and our existing antique furniture. I think she’s been very clever with what she’s done, adding pops of colour and pattern to bring life to the rooms.”

Now that all the hard work is complete, Sue can enjoy the home she has created. “My absolute favourite spot to sit is at the kitchen table on a sunny day, where I can see the prettiest snapshot of the garden through the open door. Ivan and I really are very privileged to live here. Dorset is exceedingly beautiful, and village life suits us perfectly – we don’t plan to ever leave,” she says contentedly. ■

ABOVE LEFT & RIGHT The wardrobe and bedside tables in this guest bedroom were designed by Samantha and built by Spiral Designs, with faux book panels by Original Book Works. The headboard and half tester are in Soane Britain’s Paisley Parrot and Coral Cotton Poplin, the latter also used for the chair.


LEFT Soane Britain’s Scrolling Fern Frond pattern enrobes this twin bedroom, which, as Samantha explains, creates a cocooning, dramatic effect. “It’s a time-honoured, traditional decorating tool – Diana Vreeland famously covered her drawing room in one pattern,” she adds.

The
TERRACE
ROOM
Co.

ALFRESCO
LUXURY

12 MONTHS
INTEREST
FREE
CREDIT
OPTIONS

holiday at home, all year round



INCLUDES

- AWNINGS, GLASS ROOMS, FIXED STRUCTURES ETC.
- 5 YEAR GUARANTEE
- FREE NO OBLIGATION CONSULTATION AND QUOTATION
- DESIGN THROUGH TO INSTALLATION CUSTOMER SERVICE
- ALL PRODUCTS ARE FULLY CUSTOMISABLE
- HEATING & LIGHTING OPTIONS
- SUSTAINABLE FABRICS AVAILABLE

“Wow, wow, wow! We have gained a whole new room”

- TRC Customer

REQUEST A QUOTE
OR DOWNLOAD OUR BROCHURE AT
WWW.THETERRACEROOMCOMPANY.CO.UK

0330 057 9666



In the garden room, the display surface made from vintage French cheeseboards and a rustic ladder was part of a stall at the Decorative Living Fair in Kent. For similar vintage paintings try Goose Home & Garden.



Eclectic VISION

Inspired by an adventurous trip overseas, and adding vintage treasures with timeless floral patterns into the mix, Leanne Chandler has brought the feel of everlasting summer to her family's Kent home

FEATURE & STYLING JO LEEVERS PHOTOGRAPHY RACHAEL SMITH



The reclaimed Indian doors between the kitchen and the sitting room are from English Salvage, while the vintage paint buckets and Shaker rail are from Decorative Antiques UK. Henry, Leanne's British Shorthair cat waits for titbits.



'We're both keen collectors but Luke is more into gritty industrial salvage items and I err towards a more nostalgic look. Together it's a good combination'

ABOVE LEFT An ornate antique armoire from Three Angels Hove houses the television in the sitting room. The floor is in poured microcement, for a more modern feel.

ABOVE RIGHT Leanne's home was once a 19th-century barn (central portion), flanked by two more recent wooden garages (left) and a 20th-century stable block (right).

Leanne Chandler's converted barn and stables lie at the end of a sun-dappled lane in the Kent countryside, a setting that is quintessentially English. Yet, inside, she has combined all that she loves about vintage style with some decorative twists that originate rather further from home.

"A lot of my inspiration has come from a family trip we took just before we embarked on this renovation," Leanne explains. The family had taken time out for an adventurous trip to Asia, Australia and New Zealand, where she soaked up plenty of ideas that she would eventually bring home to this quiet corner of Kent.

The long timber and brick-clad building where Leanne has brought her ideas to life was formerly a 19th-century barn and a more recently added stable block and double garage. These were the outbuildings to the 16th-century farmhouse that

Leanne and her husband Luke bought six years ago and had happily lived in with their sons Joseph, 17, and Jackson, 13, until the opportunity to turn these into an entirely fresh rustic home for themselves became too hard to resist. As an added bonus, when the family finally made the short hop over the drive to their newly converted home, Leanne's parents moved into the farmhouse. "It's lovely having them as neighbours," she says.

The family's new abode's front door opens into the large, lofty-ceilinged kitchen. Three bedrooms lead off this to the left while the sitting room and Leanne and Luke's bedroom suite are off to the right. "Today, it's hard to believe that it was once a set of derelict buildings with concrete floors and a few rotten walls," she says.

The oldest portion of the property, the ancient barn at its core, was the part that initially captured Leanne and Luke's imaginations. "As soon as I walked in and ▶

In the sitting room, a pretty floral wallpaper by Angel Strawbridge at Just Fabrics and woven pendants bought in Bali create an escapist air. The sofa is from Maisons du Monde.



Family and friends gather around the long table in the newly added garden room, with large windows that overlook their meadow. A row of glass pendants from Made and floor tiles from Best Tile add colour and pattern. The table and bench are from Garden Trading.

need some
nd, better skelter.
now you can lean on me,
the way it should be.
way you think,
arms around you.
that's the way I feel.
ound you,
f the blow,





‘As soon as I walked in and saw the height of the pitched ceiling, I could envisage it as our family kitchen’

saw the height of the pitched ceiling, I could envisage it as our family kitchen,” remembers Leanne, whose sister used to live in France and had converted a barn there into a warm home full of character. This gave Leanne and Luke the impetus to forge ahead with their plan. Of course, it helped that Luke runs his own construction business, so he had an excellent roster of trusted tradespeople on hand to do the work. “In our different ways, we both knew how a dilapidated building could be turned into something beautiful,” Leanne says. As the outbuildings did not have listed status, planning permission was fairly straightforward, and the couple also applied to add a one-room extension behind the kitchen, which has been built in a sympathetic style. This is the family’s garden room, a sunlit and foliage-filled dining space that overlooks a secluded meadow.

Before buying the farmhouse and its outbuildings, Leanne and Luke rented homes for many years, both in London and Kent. “I’ve always been interested in interior design, so by the time we bought this place, I had a whole set of mood boards at the ready,”

Leanne says. Her foresight means that several rooms in their home, including the kitchen, look almost exactly as she planned.

The kitchen uses high-impact monochromes but also includes plenty of rustic materials that suit the building’s original roots as a barn. “When we were travelling, I fell in love with Australian interiors, especially ones that combine natural textures with sharper graphic shapes,” says Leanne. The bold black-and-white bar stools in the kitchen were a style she spotted in Byron Bay, while the oversized pendant shades were a find on the island of Bali. “Travel is a great way to step back from a project and open yourself up to new design ideas,” she explains.

Plenty of finishing touches, however, were bought at nearby vintage fairs and shops in Kent and East Sussex. “We’re both keen collectors, but Luke is more into gritty industrial salvage items,” she says, “and I err towards a more nostalgic look. Together, it’s a good combination.”

When it came to furnishing their new abode, the couple loved browsing and spotting unusual pieces ▶

ABOVE LEFT

A pair of oversized pendants make a bold centrepiece for the family kitchen. Leanne spotted them in Bali and sells them in her shop, Blossom Home. Visit blossom-home.co.uk to find out more. The Shaker Workshop kitchen includes taps from Perrin & Rowe.

ABOVE RIGHT

Leanne and Ralph, the family’s Labradoodle, sit on the steps that lead from the kitchen to the bedrooms.



ABOVE Leanne sourced vintage doors and shutters for the principal bedroom suite to lend it a sense of history. The armchair is from the Decorative Vintage Fair. The terrace has been fitted with twin metal tubs with views of the countryside for a Soho Farmhouse feel.

LEFT The boys' bedrooms are side by side in two converted garages, beyond a small seating area where family snaps are displayed against Aranami wallpaper by Farrow & Ball.

at the Decorative Living Fair in Eridge Park, near Tunbridge Wells. A display surface in the garden room, made from vintage French cheeseboards and a rustic ladder, was actually part of a stall at a fair. "Luke has a habit of spotting things that aren't necessarily for sale and asking people if they would like to sell them," laughs Leanne. Inspired by sourcing homeware for this home, Leanne now runs her own vintage interiors store and cafe called Blossom Home in the pretty nearby town of Tenterden.

The whole family has taken to country life with gusto and Leanne is building up quite a menagerie, keeping chickens along with sheep, pygmy goats and alpacas. "There's lots of work involved in looking after them," she says, "but it's lovely to sit and watch them grazing in the meadow, as the sun goes down. We've got to know their different characters."

Inside and out, this is a home with a timeless, escapist air - yet robust enough for two teenage boys - and just a touch of the family's far-flung adventures, too. "If I can recreate a holiday mood in our home that lasts all year round, that makes me very happy," Leanne says. ■

In the principal bedroom, Leanne used Morris & Co's nostalgic Pimpernel wallpaper, while reclaimed boards were used to clad the pitched ceiling.







Eastern TOUCH

Inspired by their rich, cosmopolitan heritage, Leonie and Moin Mir have created a vibrant home filled with an abundance of exotic treasures

FEATURE & STYLING COSMO BROCKWAY
PHOTOGRAPHY JAMES MCDONALD



LEFT The spacious extension was a draw for the couple when buying the house. The mid-century chrome chairs are from Paris and the vintage Russian tea set was found in a Left Bank Paris antiques shop while the tablecloth is from Simrane.

ABOVE At the back of the drawing room an elegant daybed and matching pouffe from Christie's in Paris has been embellished with striking silk ikat cushions to create an intimate seating area when entertaining guests.



ABOVE Leonie, in a dress by Duro Olowu, and Moin sit at a table covered in a block-printed tablecloth from Jaipur. Moin is currently researching his new book on a second-century Roman philosopher. To find out more about Moin's books, visit moinmirauthor.com and for information on Leonie's exhibitions, visit leoniemirfineart.com




'Moin grew up in India and when he came to view the house, the birds singing and church bells peeling summed up England to him'

ABOVE RIGHT The tub armchairs in the drawing room were sourced from Battersea Decorative Fair and re-covered in a jaunty Guy Goodfellow stripe, while the vintage mirrored coffee table was a Paris flea market find.

RIGHT Leonie has filled the kitchen and dining extension with cherished pieces inherited from her mother.

Standing in her light-filled West London kitchen, Leonie Mir recounts how her author husband, Moin, first fell in love with the house. "He grew up in India and said when he came to view it, alone at first, the birds were singing in the tiny garden and church bells were peeling in the air. It somehow summed up England to him." Leonie herself needed a little more persuasion. Having lived in trendy Notting Hill for years, the leap to the other side of the Shepherd's Bush roundabout made her feel like a duck out of water at first. Happily, she and Moin have made the three-bedroom Victorian terraced house their own, entwining multicultural backgrounds with a distinctive flair and charm.

A native of Bavaria, Leonie has led a peripatetic and colourful life in the art world. A period working in Madrid as a fine art photographer led to a move to Lisbon and then New York. "After that, I returned home to Munich and fell into art curating. I then worked for auction house Phillips de Pury in Paris. Most recently, I was a senior art specialist at Christie's ▶



Leonie and Moin transformed the kitchen with Ikea cabinets customised with brass handles and painted an uplifting shade of blue. For a similar hue, try Blue Ground by Farrow & Ball.





The bespoke sofa was made in Lisbon and covered in Indian Medallion fabric by Carolina Irving Textiles. An array of colourful cushions from designers such as Rifat Ozbek and Istanbul-based Asli Tunca add interest.



‘A quote by Umberto Pasti describes my approach: “You love things because they have a beautiful shape or an interesting story”’

here in London,” she explains, breezing through her impressive back story with characteristic modesty.

Now a freelance art advisor and curator working with the likes of Tristan Hoare Gallery, Leonie has a passion for both established and up-and-coming artists, which is, in fact, how she got to know Moin. “We met at a dinner several years ago, and while I was working at Christie’s, he rang me up out of the blue to ask me to help him trace a portrait of one of his ancestors to be included in a book he was working on,” she says. The couple married at Chelsea Old Town Hall and had a romantic wedding party at Il Convento di Santa Maria di Costantinopoli in Puglia.

Strands of Moin’s Indian princely background lend an exotic air to an otherwise typical London house. The drawing room is filled with mementoes of his family, who hold the evocative title of Darbar of Kamadhia. A vintage glass lantern from Delhi hangs above the front door, while the bay windows are decked in bamboo chik blinds from Belgravia antique dealer Joss Graham.

The couple share a passion for travel to far-flung places and bring home treasures from souks and antique shops. “I was fortunate enough to inherit some good pieces from my mother,” says Leonie, “but we are always adding to the rooms. I read a quote by [Italian writer and horticulturalist] Umberto Pasti the other day which describes my approach: ‘You love things because they have a beautiful shape or an interesting story.’”

The eclectic scheme for the drawing room, a double-length space bathed in light, began with a beloved vintage Florentine bargello textile, now hanging above the sofa. Complemented by Penny Morrison lampshades fashioned from vintage saris, the plethora of inviting soft furnishings includes silk ikat and Indian tribal cushions. The opposite wall is lined, appropriately for such a literary house, with bookcases filled with volumes interspersed with family photographs and ornaments. Looking through to the back of the property, an elegant daybed covered in a green Rubelli silk fabric sits beneath an intricate ▶

ABOVE LEFT
Wisteria trails up the white-painted facade. The Indian glass lantern hanging above the door gives a hint of the globally inspired interiors within.

ABOVE RIGHT
A vintage zebra rug from Paris brings an exotic touch in the drawing room. The decorative stool with a needlework cat was sourced from antiques dealer James Graham-Stewart.



‘Happily, the bathroom was already in place; we just added a glorious gilded mirror’

Central European folk hanging from rug dealer Alexis McNally. “Moin has two daughters so we wanted to create a cosy family home and a space for entertaining – which we love to do,” reflects Leonie. “Structurally, we didn’t have to do much; the main change was to rip out the dowdy kitchen and start again – which we did with Ikea cabinets and customised them as much as we could.”

The spacious kitchen doubles as an atmospheric dining area thanks to a glass-roofed extension already in place when the couple moved in. On warm summer evenings, the French windows are left open as convivial gatherings take place at a long wooden table in the garden, usually dressed in a block-printed tablecloth from Simrane Paris and Leonie’s inherited hand-painted Bavarian china.

Everywhere are spirited and witty touches with plants and cut flowers bringing the outside in. “Moin loves to sit in the extension and write,” explains Leonie. “His most recent book, a novel called *The Lost Fragrance of Infinity*, following the life of a Sufi tilemaker through medieval Spain and Turkey, has been a runaway success. I know that this house, and the peaceful retreat it offers, was an important part of its creation,” she adds. It is indeed a space that seems filled with creative vitality.

The principal bedroom is blessed with what must be one of the most romantic en-suite bathrooms in the city and is a symphony of marble and scale. “Happily, it was already in place, we just added a glorious gilded mirror and personal clutter,” laughs Leonie. “It makes getting ready for an event such a pleasure, but what I really love is a long bath on a Sunday morning listening to Bach playing on the record player.”

The eclectic mix of vibrant textiles in the couple’s bedroom creates an exotic, global feel. “It’s comfortable and bohemian with an Eastern touch,” says Leonie looking around the bedroom – and, indeed, the whole house might be described this way – a fitting testament to this cosmopolitan and creative couple who have made this leafy corner of West London their home. ■



ABOVE LEFT The brass bed has been “hailed from country to country” according to Leonie and is dressed in a striking silk suzani from Istanbul, a pleasing contrast to the suzani hanging on the wall.

LEFT The couple’s glamorous en-suite bathroom is given further drama with the addition of an inherited gilt mirror. The parquet floor was already in place when they moved in and brings a Continental feel.



Bisca Staircases - Designed, Crafted, Installed

bisca.co.uk | staircase@bisca.co.uk | 01439 771702

BISCA



George Barclay

ENGLAND

Featured:
Orthopaedic Box Bed,
Medium - 75 x 60 x 30cm
RRP: £79⁹⁹ (excl. delivery)

George Barclay dog beds are available in a broad selection of styles and sizes to suit miniature breeds, through to Great Danes. Visit our website to view our extensive collection of dog beds, or purchase the ultimate indulgence for your faithful companion.

www.GeorgeBarclay.com Tel: 01722 712203 Email: sales@georgebarclay.com



The tap that does it all

100°C BOILING, CHILLED AND SPARKLING WATER

With a Quooker in your kitchen you always have 100°C boiling water alongside regular hot and cold. Add a Cube and you will also have chilled, filtered sparkling water – all from the same tap. Interested?

Book a virtual experience with a Quooker expert. You control the appointment and what you see.

For further details and to book your appointment, scan the QR code or visit quooker.co.uk



Quooker®

STYLE INSPIRATION

Our special section dedicated to interior design and decorating begins here ➤

EMPOWERING PATTERN

Discovering a new textile studio producing enticingly beautiful designs always stops us in our tracks. More so when the company has a great story to tell too. Daughters of Gaea, founded by designer Felicity Marshall, combines an ethical ethos with a passion for irresistible pattern and handcrafting techniques. Empowering female-led artisans in Bangalore's oldest textile studio, Marshall ensures fair employment that champions the skills passed down through generations. The results are seen in hand-block-printed, double-sided silk cushions and quilts that bring a layered look to an English sensibility. *Square silk cushion, £130; Double-sided silk quilts, £320, Daughters of Gaea*

Holiday haven at HOME

Be inspired by beautiful design in bedrooms at some of our favourite summer escapes to create a restful, alluring and deeply comfortable space full of luxurious, considered details



1 Violet White bed linen, from £32 for a pillowcase, The Secret Linen Store **2** Wensum side table £990; Twisted table lamp, Oil, £95; Seema Raffia lampshade, from £62.50; Pomegranate embroidered bedspread throw, Green, £475; Bel Linear Leaf cushion, Sage Green, £65; Catifea pleated velvet cushion, Sage, £65, all Birdie Fortescue **3** Riviera mirror, £1,100, Jonathan Adler **4** Hewn Underwood chair, £720, Sebastian Cox **5** Blush Pink bed linen set, £227, Piglet in Bed



1



2



3

THE NEW FOREST

Back to Nature

Unwind with the natural, simplified designs of a woodland escape with textures and tones that offer comfort, style and calmness

Sitting in harmony with their surroundings, nature-inspired yet still luxurious cabin-style lodges and pared-back hotel rooms that soak in the views of forests and lakes, offer a restful, restorative escape.


Encapsulate this peaceful, natural look at home with a bedroom that focuses on organic textures and colours that soothe the soul. Greens are obviously a good starting point with such a strong affinity with woodland settings. Opt for soft olive and sage tones paired with light neutrals or darker greens, or even charcoal for a bold yet earthy look.

Introduce pattern with in the form of gentle leafy motifs – wide-width

wallpaper with fewer repeats in the design creates an immersive feeling.

Consider wood, linen, stone, leather and wool textures for furniture and accessories, particularly pieces with an artisanal or hand-crafted quality. Choose furniture in pale, unpolished finishes, introducing pieces in smart black for contrast. Mid-century or Scandinavian designs work well in this look.

Panelling or a high-quality wood veneer lend a nod to cabin-style, either on all walls or as a feature behind the bed. Complete the look with crisp white bed linen and a luxurious quilt or pretty bedspread, perhaps a modern patchwork style for added rustic charm.



4



9


8



5





7



6

- 1 School rise-and-fall pendant, Weathered Copper and Polished Bronze interior, £679, Davey Lighting
- 2 Cavendish bedlinen, from £55 for a pillowcase; Amara quilt, £285; and all other furnishings, The White Company
- 3 Paint swatches in Dakota Burgundy; Skylark; Woolwinder; Novara Green, all £41.95 for 2.5l, Victory Colours
- 4 Olive Leaf wall light, £5,784, Cox London
- 5 Century bedside table, £345, Loaf
- 6 Cameo Trellis grasscloth wallcovering, Green, £78 a metre, Madeaux
- 7 Irene wallpaper, Olive Green, £80 a roll, Sandberg
- 8 Mika recycled cushion cover, £50, Nkuku
- 9 Light & Living Sten Deco ladder, Black, Large, £71, Amara



CORNWALL

Coastal Chic

Capture the charm of stylish Cornish hotels with a blend of classic seaside style and contemporary hues and patterns

A seaside location often lends itself to traditional coastal decor. However, there is a move away from the expected towards a chicer look that introduces playful touches and stylish, globally inspired pieces. This look is easy to translate to inland properties, too, offering a gentle sea breeze without feeling incongruous.


Traditional nautical stripes and tickings are given a twist in the form of weaves and patterns forming the stripes. This softens the overtly coastal feel, especially when used in not only blues, but corals or even a smart grey.



Classic coastal hues should still be employed but in soft guises – a grey blue,

with just a touch of nautical navy for depth, pebble greys, seafoam-greens and, of course, a crisp shell-white all look refined and offer a light, breezy freshness, whilst a hint of brighter coral-red enlivens and adds a fresh, contemporary feel, without straying into traditional red, white and blue territory.

A few nods to the sea with some tasteful shell accessories or stylised fish motifs or prints is permissible but should be used discerningly. Rattan or basket weaves give a subtle hint of fishermen's baskets, but balance these elements with pieces inspired by global pattern – ikat and suzani-style patterns are perfect for harmonising with the colour palette whilst adding a well-rounded flavour.


1 Cotswold wall light in River Blue, £192, David Hunt Lighting **2** Biarritz Navy Trim White Egyptian Cotton Percalé luxury bed linen, from £25 for a pillowcase, The Fine Cotton Company **3** Magnificent Beaded Shell hanging shade, £235, Luxeology **4** Coastal handwash 300ml, £15, The Grey Works **5** Paint swatches in Thunder, Oxford Gray and Crystalline, all £24.50 for 0.9l Regal Matte, Benjamin Moore **6** Coral Stripe fabric, Faded Rose, £172 a metre, Madeaux **7** Ikat Stripe, Gustavian Blue, £144 a metre, Mahala Textiles **8** Biarritz Fish cushion, £166, Jonathan Adler **9** Tideline A3 Print by Alison Milner, £40, Found Shop & Studio **10** Abeline rattan side table, £215, Beaumonde **11** Maui embroidered border, Dune, £64 a metre, Samuel & Sons





1 Wallpaper Samarkand Spice, £95 a roll; lampshade Samarkand Spice, from £50; both Warner House **2** Shell Sculptures, £472, Arteriors x Celerie Kemble **3** Ocean Collection flooring, Charme White, £22.99 a square metre, Berry Alloc **4** Fez Katalin Stripe tufted stool, £740, Mind The Gap **5** Rattan hanging chair, £695, Idyll Home **6** Coleridge Navy Linen two-seater sofa, £1,895, Oka **7** Polperro Shell runner, £45, Weaver Green **8** Rio cotton rug, £225, Graham & Green





1 Brantwood armchair, Sage, £1,395; Phaethon mirrored wall art panels, Antique Gold, £2,995; and all other furnishings, Oka
2 Paint swatches in Sunlight, Windmill Lane and Pink Slip, all £52 for 2.5l Absolute Matt Emulsion, Little Greene
3 Frilly Hamilton Spot cushion, Chestnut, £75, Tori Murphy **4** Raffles Nightstand, £1,195, Andrew Martin
5 Two-panel screen, £2,725, shown with Raby Pink fabric, Robert Kime **6** Fleur d'Assam wallpaper, platinum, £75 a roll, Designers Guild **7** Headboard, Porth Stripe, blue, £62 a metre; Bedspread, Stratford, Blue, £89 a metre, with Bailey Braid, Old Blue, £39 a metre; Quilt, Ellison, Leaf Green, £89 a metre; all Colefax and Fowler



THE COTSWOLDS

Country bolthole


Embrace the perfect blend of luxury, comfort and elegance that is embodied in a boutique Cotswolds hotel

This style is perfect for an indulgent bedroom. Layering is key with a mix of old and new, classic and contemporary, patterns and plains. Chintzy florals, perhaps on a quilt, are a traditional choice for a country-style room, but to avoid any stuffiness, mix with small geometrics and block prints.

Chinoiserie on walls will offer opulence, but look to botanical or floral motifs on wallpapers, too. If walls are painted, add plenty of pattern and texture through textiles in wool weaves, printed linens, and pretty embroideries.

Make the bed a focal point with an upholstered headboard or go for the ultimate indulgence with a four-poster bed. An antique-style rug adds further depth of colour and pattern.

Temper classic designs with a spot of leopard print or a bold stripe. Add an accent colour – a mustard yellow or pink perhaps – also helps to add a touch of modern character. Charmingly mismatched and eclectic yet well-considered is the ethos of this look. Combine with contemporary touches in the form of both furniture and fabrics for a smart, layered bedroom.




1 Gobi Green indoor/outdoor cushion, £198, Penny Morrison 2 Bobbin bedstead, £599; Adelaide wallpaper, Linden Green, £40 a roll; Baxter Swirl reversible quilt, £180, all John Lewis & Partners 3 Nordic Garden hand-painted chinoiserie wallpaper, £1,104 a panel, Michael S. Smith x de Gournay 4 Phoebe lamp, Smoky Pink, £1,056, shown with 14-inch Bongo Shade in Natural Linen, £230, Porta Romana 5 The Cottage Garden Quilt, Natural Linen, £660, Velvet Linen 6 & 7 Fabrics in Wild Fern, Lily Pink and Sow & Scatter, Soft Cornflower, both £59 a metre, Vanessa Arbutnott 8 Eloise Mirror, Aged Gold, £500, Sweetpea & Willow 9 Agra Rug, £3,495, Soho Home


SUMMER ESCAPES

Be inspired by these epitomes of style and comfort in beautiful settings


New Forest hideaways



LIMEWOOD Enjoy forest views from rooms designed by Susie Atkinson, Martin Brudnizki and others, with an Italian restaurant by Angela Hartnett and Luke Holder. limewoodhotel.co.uk




HECKFIELD PLACE Indulge in country pursuits at this secluded Hampshire hotel in a Georgian house restored in a modern country aesthetic. Restaurant directed by Skye Gynnell. heckfieldplace.com




WILD ESCAPES For ultimate connection to nature but still in luxurious comfort, these treehouses are fitted with bespoke Main Company kitchens, outdoor baths and king-size beds. wildescapes.com


Cornish retreats



TRESANTON Part of The Polizzi Collection, this St Mawes hotel has a relaxed luxury. Rooms are designed by Olga Polizzi with antiques, Cornish art and softly modern touches. tresanton.com



WATERGATE BAY Views of a glorious stretch of beach make this a dreamy holiday spot, with rooms in a chic coastal style and a selection of restaurants celebrating Cornish produce. watergatebay.co.uk




FOWEY HARBOUR HOTEL With views over the Fowey Estuary, the hotel's rooms have modern-classic interiors. Fowey is a favourite for its river and sea views, shops and restaurants. harbourhotels.co.uk

Cotswold boltholes



THYME A beautifully appointed manor house with a connection to its countryside location. Botanical motifs feature in individually designed rooms and a seasonal menu utilises the kitchen garden. thyme.co.uk



DORMY HOUSE Relax in this 17th-century farmhouse in the Cotswolds with smart, pretty, modern country rooms by Todhunter Earle, or indulge in some relaxing spa time. dormyhouse.co.uk



CALCOT A vast rural estate, full of luxurious touches, yet also well-considered for families with child-friendly suites and childcare for an indulgent spot of adult-only spa time. calcot.co

FEATURE KATY MCLEAN PHOTOGRAPHS P75 (COX LONDON) ALUN CALLENDER P76 (BEAUMONDE) MICHAEL BAY P78 (TORI MURPHY) JACK NEVILLE P79 (VELVET LINEN) HUGH THRELFALL P80 (LIMEWOOD & DORMY HOUSE) JAKE EASTHAM; (WILD ESCAPES) CHRIS SNOOK; (WATERGATE BAY) LEWIS HARRISON-PINDER; (THYME) RACHAEL SMITH

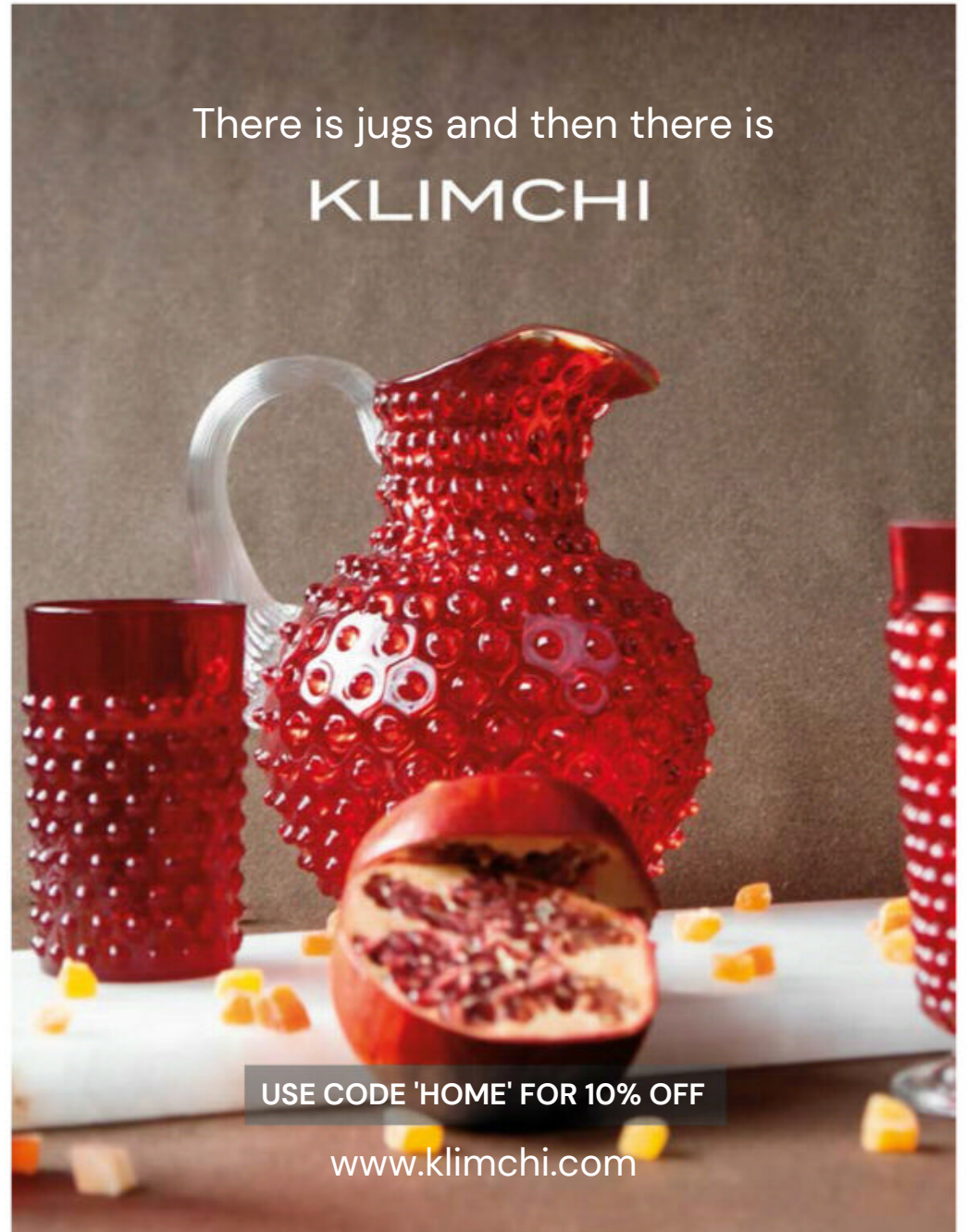


LILLY REID CERAMICS
handmade ceramics inspired by nature

The 2022 range of stoneware animals by ceramic artist Lilly Reid is now available for pre-order

Lilly's signature botanical carvings and carefully curated oxide finishes bring her watercolour-like aesthetic to life. Featuring a range of British wildlife including: stags, foxes, badgers, otters (pictured), hares, squirrels, hedgehogs and field mice.

www.LillyReid.com



There is jugs and then there is
KLIMCHI

USE CODE 'HOME' FOR 10% OFF

www.klimchi.com



We Make The Seats, You Make The Memories



The only bespoke swing and bench maker endorsed by the RHS
sittingspiritually.co.uk 01297 443084



SITTING SPIRITUALLY
— Of Lyme Regis —

© The Royal Horticultural Society. The Royal Horticultural Society, and its logo, are trade marks of The Royal Horticultural Society (Registered Charity No 222879/SC038262) and used under licence from RHS Enterprises Limited.



THE *Edwardian* HOME

As we continue our series celebrating Britain's most cherished residential architecture, we spotlight the houses that combine considered decorative detailing with a nod to the Arts and Crafts movement

FEATURE EMMA J PAGE

ABOVE Edwardian homes have ornate detailing inside and out and were built on wider plots than their Victorian forbears.

Although the Edwardian era was a relatively short one, covering only a decade or so at the turn of the 20th century, its impact was meaningful. Houses of this era bear the same attention to detail as their Victorian predecessors, while often being decoratively more pared back. Heavily influenced by the Arts and Crafts movement, these builds tend to demonstrate an appreciation for the handmade and unique, as a counter to the mass production of the Victorian age.

Timber framing, hanging tiles and a combination of red brick and pebbledash can be seen on many Edwardian homes, especially terraces, along with fretwork and stained glass. As buildings pushed further out into the suburbs during this era, front and rear gardens were also given greater consideration and houses tended to be roomier than their forbears, featuring wider hallways, a better connection between inside and out and simpler internal features.

As gas and eventually electricity became the norm, banishing soot-laden interiors, decoration shifted towards lighter, brighter colours. "There's a stylistic playfulness surrounding homes of this era," says architect Tim Gledstone of Squire & Partners. "Edwardian properties often demonstrate a lifting of seriousness, instead celebrating richness and craft, decoration and detailing. Materials such as brick, stained glass and wood were married with tremendous craftsmanship, resulting in robust structures that have stood the test of time."

SQUARE UP

Edwardian properties tend to have slightly shorter window lengths and wider staircases than their Victorian predecessors, giving them a squarer, more

generous feel. "There are several bonuses to working with this kind of building," says interior designer Laura Stephens. "They feature distinctive, often wooden, fire surrounds and I like to draw the eye to these with a stronger paint colour than on the walls for a contemporary feel. I also enjoy working with the squarer hallways of these homes, which are often combined with staircases that wind round, and make for a really welcoming entrance that you can fit plenty of storage into. Though ceiling heights are sometimes a little reduced, I adore their decorative mouldings, which add elegance and character. Banisters tend to be solid and staircases easily enhanced with stair runners."

When it comes to layout, the shape of an Edwardian home often lends itself well to wide rear extensions, whether classic or contemporary in feel. Try referencing the original architecture by commissioning an extension that riffs on Edwardian joinery styles, such as classic wood-framed doors, or opt for clean, graphic lines instead to provide a confident note of contrast.

"Opening up these homes to suit more sociable or family living is quite straightforward," says K Space's Krystyna Martin-Dominguez. "As they tend to be wide, they can accommodate generous extensions to allow for open-plan living and roomy rear kitchens. There's also often the potential to undertake a loft conversion without the need to lower the first-floor ceiling to facilitate it. Covings, sash windows, fireplaces and stained-glass front doors can all be incorporated into new configurations. However, original cupboards in bedroom alcoves and first-floor hallways are not often that solid or useful, so these spaces might be better served in more imaginative ways." ▶



ABOVE The entrance hall of interior designer Krystyna Martin-Dominguez's house features graphic ceramic tiles by Vives which provide an updated take on traditional encaustic flooring.



RIGHT In this scheme by interior designer Louise Robinson, rose pink walls complemented by a velvet burgundy ottoman and an original fireplace finished in matt black give the room a contemporary update.



LEFT In this new extension, rear doors by Westbury Joinery replicate the style and proportions of Edwardian architecture. The scheme is by Laura Stephens.
FAR LEFT A bespoke window seat and a textured rug create a natural pause point in this hardworking space, which once housed a study. Elegant panelled storage complements the property's original architecture.

WORK IT

The key to making an Edwardian home work for modern living is knowing when to preserve and when to thoughtfully upgrade original detailing. “The structured design of these properties, left unaltered, doesn’t always align with modern, lateral, open-plan living,” says Gledstone. “That said, multiple rooms that accommodate different functions can be beneficial in creating private or semi closed-off spaces such as home offices, children’s play areas or dining rooms, all useful for family life.”


In addition, the integrity of this kind of architecture does mean that repairs and alterations can be costly. “Glazing is a key example,” says Gledstone. “Original single-glazing panes no longer meet modern energy performance criteria, but upgrading to double-glazed sash windows, while painstaking, is ultimately a worthwhile enterprise.”

Extensions are a good way to introduce a more up-to-date feel. “We added a glass extension to the back of the house with a steel frame to remove the load-bearing walls and maximise flexibility, as well as tall floor-to-ceiling sliding glass doors,” says interior designer Claudia Ludwig. “In this way, we created an open-plan kitchen-diner with direct garden access. Side extensions are less dramatic but very effective when it comes to creating additional living space. The steeped pitched roofs of Edwardian homes are also ideal for loft conversions. Consider converting and expanding the original eaves to create a loft space for a guest bedroom, storage and an en-suite bathroom.”

A feature worth enhancing is usually the staircase. “Ours was hidden under many layers of glossy white paint, which we removed to reveal the wood grain underneath and then lime-washed,” says Ludwig. “We also discovered an intricate, curved fretwork baluster with pillars at the bottom of the stairs beneath the old plasterboards. So, I fitted a dramatic glass chandelier to the top of the staircase. It follows the line of the stairs from the loft to the basement, creating a beautiful dialogue between old and new.” ▶

ABOVE RIGHT In this scheme by Laura Stephens, a mid-century-style floor lamp and half-height shutters complement pared-back original architectural detailing.

BELOW RIGHT Bespoke joinery painted in a soft-blue grey makes the most of the airy proportions of this sitting room conceived by Studio Peake.






ABOVE LEFT In this scheme by Laura Stephens, walls painted in soft neutrals blue the boundary between old and new in a rear extension.

LEFT A steel-framed glass extension with floor-to-ceiling sliding doors strikes a contemporary note in designer Claudia Ludwig's Edwardian home.

ABOVE RIGHT Teals, blues and greens reference the jewel tones associated with Edwardian architecture in this kitchen.

RIGHT An overscaled gilt mirror above the fireplace and brass candle sconces either side of it riff on classic detailing.





ARTISTIC APPROACH

ABOVE A bold chintz wallpaper, Cole & Son's Aurora, and an opulent chandelier complement original ceiling mouldings in this classically designed sitting room scheme by Laura Stephens.

As this was an era dedicated to celebrating craft, it seems appropriate to look to artisanal solutions when bringing Edwardian architecture to life. "Reinvest in the period by looking at typical details and features in the wider architectural strata of your neighbourhood," suggests Gledstone. "Nearby buildings and structures can be referenced and integrated into your own renovation. Think on a global scale, too. Some of the designers and manufacturers working during the period still exist today, such as furniture maker Carl Hansen & Son and bentwood chairs specialist Ton." If the budget will allow, echo the Arts and Crafts movement by commissioning artisans who are specialists in their field, as opposed to buying an off-the-shelf product. The result will be modern motifs crafted using traditional techniques of the era.

"Bear in mind too that choosing to repair an original feature rather than replacing it with something new is not only more budget-friendly, but is a sustainable option," advises Gledstone. "The Japanese practice of Kintsugi embodies this principle by highlighting an imperfection and its subsequent repair as a way of celebrating an object's history."

Sometimes sensitive, respectful removal and replacement is the only way forward. "We are great believers in preserving the essence of an era," says K&H Design's Katie Glaister. "For example, you might want to remove a damaged, overly intricate Edwardian tiled fireplace, but instead of replacing it with stone or timber, consider a more contemporary option, such as Moroccan-style Zellige tiles, which offer a fresh twist while respecting the building's origins." Cornicing and skirtings can be given a modern interpretation with contrasting paint colours, while picture rails can add depth and character.

If original tessellated flooring has been removed, a modern geometric with a trompe l'œil effect will echo this classic style. "Otherwise, wood-block parquet works very well in Edwardian homes," advises interior designer Laura Stephens. "I also consider fixtures and fittings carefully. Art deco styles, such as metro tiles, work really well for bathrooms when combined with dado detailing. I also like to play on traditional stained-glass elements found in these homes by introducing a general colour palette of teals, aubergines and greens." ▶



ABOVE An art deco-style artwork and a mid-century pendant emphasise the generous proportions of this pared-back scheme designed by Studio Peake.


BELOW Alcove joinery and a fire surround finished in white pick out the original detailing in this sitting room design while teal and yellow add bold colour.



ABOVE In this kitchen scheme by Laura Stephens scalloped chairs and midnight blue painted bespoke joinery reference the respect for craft that is typical of Edwardian architecture.

LEFT Rattan furniture and a framed palm print, complemented by restored encaustic flooring, reference the original use of this garden room.





ABOVE In this bedroom by K Space, the walls, joinery and fire surround have been given the same matt paint treatment, for a mellow but contemporary feel.

RIGHT A bold floral wallpaper and brass taps deliver period charm with a playful twist in this compact cloakroom by Laura Stephens.



ABOVE Contemporary geometric tiling and aged brass bathroom fittings bring an art deco flourish to this Edwardian bathroom by Studio Peake.

TOP Floor-to-ceiling joinery and edged Roman blinds create a classic look in this bedroom scheme by Louise Robinson.



BRIGHT & LIGHT

Edwardian homes are flexible enough to accommodate fresh, bright decor as well as airy neutrals. “With high ceilings and light-filled rooms, don’t be scared to introduce colour,” says Martin-Dominguez. “Go as bold as you like: blue creates a fantastic backdrop for antique and vintage furniture because dark wood sits beautifully against it. Opt for stronger colour in north-facing rooms and use smaller spaces, such as cloakrooms, to introduce a fresh or playful note. I like to incorporate William Morris wallpapers in compact rooms and to add interest to hallways.”

Though Edwardian buildings often feature a greater number of separate rooms than contemporary properties, maintaining a sense of decorative cohesion is still important. “While it’s great to use a variety of different colours, for me, there needs to be a common thread linking everything together so that schemes don’t feel chaotic,” says interior designer Louise Robinson. “I like painted joinery as this can create a sense of visual cohesion, and I also think that framing a view by painting the sliding sections of traditional sashes in darker colours is very effective.”


Layered textures introduce a contemporising note. Antiques sit well with mid-century pieces in these airy but pared-back spaces, while natural materials such as bamboo and wicker have softening appeal. Upcycled pieces and architectural salvage can also be given a new context, and crisp, angular lighting will stand out among period details. Creating decorative tension, contrasting old and new, soft shapes with bold outlines, and playful patterns with classic, is the key to enhancing the beauty of these uniquely designed, architecturally timeless homes. ▶



ABOVE This scheme by Otta Design has been gently reworked to incorporate an en-suite bathroom linked to the bedroom by a soft palette of blues and greys.

ABOVE LEFT In this playful scheme by Louise Robinson, having the joinery, walls and mantelpiece painted in a soft pale pink enhances the colours of the tiles in the original fire surround.

RIGHT Floor-to-ceiling Crittall doors and a simple console table deliver pared-back elegance in this Edwardian home.



Rustic textures, woven wall panels and eye-catching stripes add a colourful, relaxed twist to the period features of this Edwardian sitting room, designed by Louise Robinson.




PHOTOGRAPHS (KRYSZYNA MARTIN-DOMINGUEZ) © PENNY WINCER; (LOUISE ROBINSON) © RACHAEL SMITH; (LAURA STEPHENS) © CHRIS SNOOK; (STUDIO PEAKE) © ALEXANDER JAMES; (CLAUDIA LUDWIG) © BILLY BOLTON; (K SPACE) © PENNY WINCER; (OTTA DESIGN) © JONATHAN BOND



EDWARDIAN
Decorating
UPDATES

Light, bright schemes incorporating pared-back designs and pretty prints freshen classic Edwardian interiors with a graceful beauty



- 1 Pop Light Standard, Warm, three drop cluster, £1,800, Rothchild & Bickers 2 Mallow Chalk Duck Egg wallpaper, £79 a roll, Morris & Co 3 Jessamy Smoke Lustre decanters, £442 for a set of two, Arteriors 4 Sidney adjustable floor lamp with 14-inch lipped cherrywood table, £1,711, Besselink & Jones 5 Rosa stained glass window film, £65 a metre square, Purlfrost Window Film 6 Clockwise from top, Pale Power, Green Ground and Calamine, £56 for 2.5l of Modern Emulsion, Farrow & Ball 7 Edwardian single iron bed, £249, The Original Bed Co 8 Handmade Pink and Blue Ribbed Glass vase, £58, Rockett St George 9 Round Pink Wavy mirror, £95, Rose & Grey 10 Edwardian chair (unbuttoned), £4,694, George Smith 11 Eve bar cart with removable tray, £550, Webb & Gray ■





Tailored

TO FIT

The centre of family life, a busy working area and an inviting social space, the kitchen is the ultimate multi-purpose room. We ask the experts how to fit all these functions into kitchens of every dimension

When structural changes to the kitchen are out of the question, there are few shortcomings that cannot be improved by good design. Size is the main issue for many planning a new kitchen, but, whether large or small, rooms of all dimensions have their advantages, and the most beneficial approach is to embrace the reality of what exists and play to its strengths. Make the most of all the available space, remembering that open space has a value, too, promoting a feeling of calm and relaxation.

Awkwardly shaped rooms present greater challenges but, says Richard Moore of Martin Moore, “The adage ‘bespoke is best’ is true of all spaces as no two families are the same and a custom-made solution will ensure the kitchen suits the owner’s individual property, way of life and style.” ▶

LEFT Classic kitchen in Cashmere Grey with Organic White work surfaces and an antiqued mirror splashback by Roundhouse. The extra deep island with integrated banquette seating provides a link to the dining area. Roundhouse kitchens start from £30,000.



Compact kitchens

ABOVE Sleek doors with cut-out handles make a small kitchen recede when part of an open-plan room. *Midgard kitchen, from £12,000, Naked Kitchens*

TOP LEFT Curved cabinet doors give easy access to corner cupboards. *The White Kitchen Company kitchens from £9,000*

LEFT Tom Howley's Hartford cabinetry in Chickory brings character to a compact kitchen. *Tom Howley kitchens from £20,000*

FAR LEFT Clever storage is of prime importance when space is at a premium. *Seven-slot in-drawer bamboo knife block, £25, ProCook*

LEFT Ready-to-use glass storage. *Kossi storage jars, from £30, Nkuku*

RIGHT This sleek kitchen in thermal oak with Breccia Capraia marble would integrate seamlessly in a chic open-plan area. *Intersection kitchen, £POA, Dada*

Planning a kitchen in a compact space can be a challenge, but working within fixed parameters can help to hone priorities and stimulate creativity, resulting in a well-considered, efficient design. Small kitchens take many forms and generally divide between separate, self-contained rooms – of the kind found in a modest country cottage or a terraced townhouse – and those which are part of a larger living area, where less space is allocated to cooking than other activities.

The latter is the ideal situation for what Al Bruce of Olive & Barr describes as the one-wall kitchen. “Here, one needs to think vertically and fully utilise the height of the walls,” he says. A bank of tall cabinets with integrated appliances and an eye-level oven maximises storage and, teamed with an island unit, is the core of a highly efficient workstation with a neat footprint. Choosing cabinets with a sleek door design in a finish that co-ordinates with other furnishings allows the kitchen to recede visually when it is not being used.

Small kitchens that occupy their own room can feel enclosed, but, as Helen Parker of deVOL points out, “Small can be interpreted as intimate, cosy, glamorous and petite – not something to be disappointed by.” If the aim is to create an impression of more space, avoiding wall cabinets and leaving space around the windows can be effective. Inevitably, having fewer cupboards means less storage.

As most kitchens contain items that are rarely used, an audit of the contents is likely to reveal equipment and utensils that can be re-homed to make way for frequently used items. Reducing the depth of base units and worktops is a practical way to save space, especially in a galley kitchen, and will make it easier to open cupboard doors and drawers. Depth is needed for the sink and appliances, but elsewhere a shallow countertop would allow for a breakfast bar with stools that tuck neatly under it. ▶





ABOVE, CLOCKWISE FROM TOP LEFT

A bar stool provides slimline seating. *Stafford leather bar stool, £750, Oka*
Cabinets painted in a single colour lend a seamless look. *Sage Advice paint, £49.99 for 2.5l Eggshell / Supreme Matt Emulsion, Dowsing & Reynolds*
Decorative practical items add character to small kitchens. *Michael Aram wine rack, £399, Amara*

RIGHT The design of this Suffolk kitchen painted in Driftwood incorporates open shelving for a relaxed, individual look.

Suffolk kitchen, from £14,000, Neptune

BELOW RIGHT This galley kitchen in a city apartment maximises light and minimal space with shelving and a narrower breakfast bar counter by the window.

The Real Shaker Kitchen, from £12,000, de VOL

ADVICE FROM THE EXPERTS

Tips for Small Kitchens

Consider what appliances are needed at the outset. Compact models such as a slimline 450mm-wide dishwasher are good for saving space.

Jayne Everett, design director, Naked Kitchens

Opt for a single colour throughout to create the illusion of more space. The subtle tonal changes created by combining eggshell or gloss on the joinery and woodwork will add interest.


Adrian Bergman, design manager, British Standard by Plain English

Do not crowd the room with cupboards. Avoid wall cabinets and leave plenty of space around windows to allow daylight to flood in.


Helen Parker, creative director, deVOL

Homeowners with smaller kitchens often assume they do not have room for an island but that is not always the case. Even a narrow island will add extra surface space and a preparation and cooking area.

Al Bruce, founder, Olive & Barr



Panelled cabinets from Tom Howley's Hartford range are painted in Tansy, a warm neutral that creates a calm centre of family life. Tom Howley kitchens from £20,000



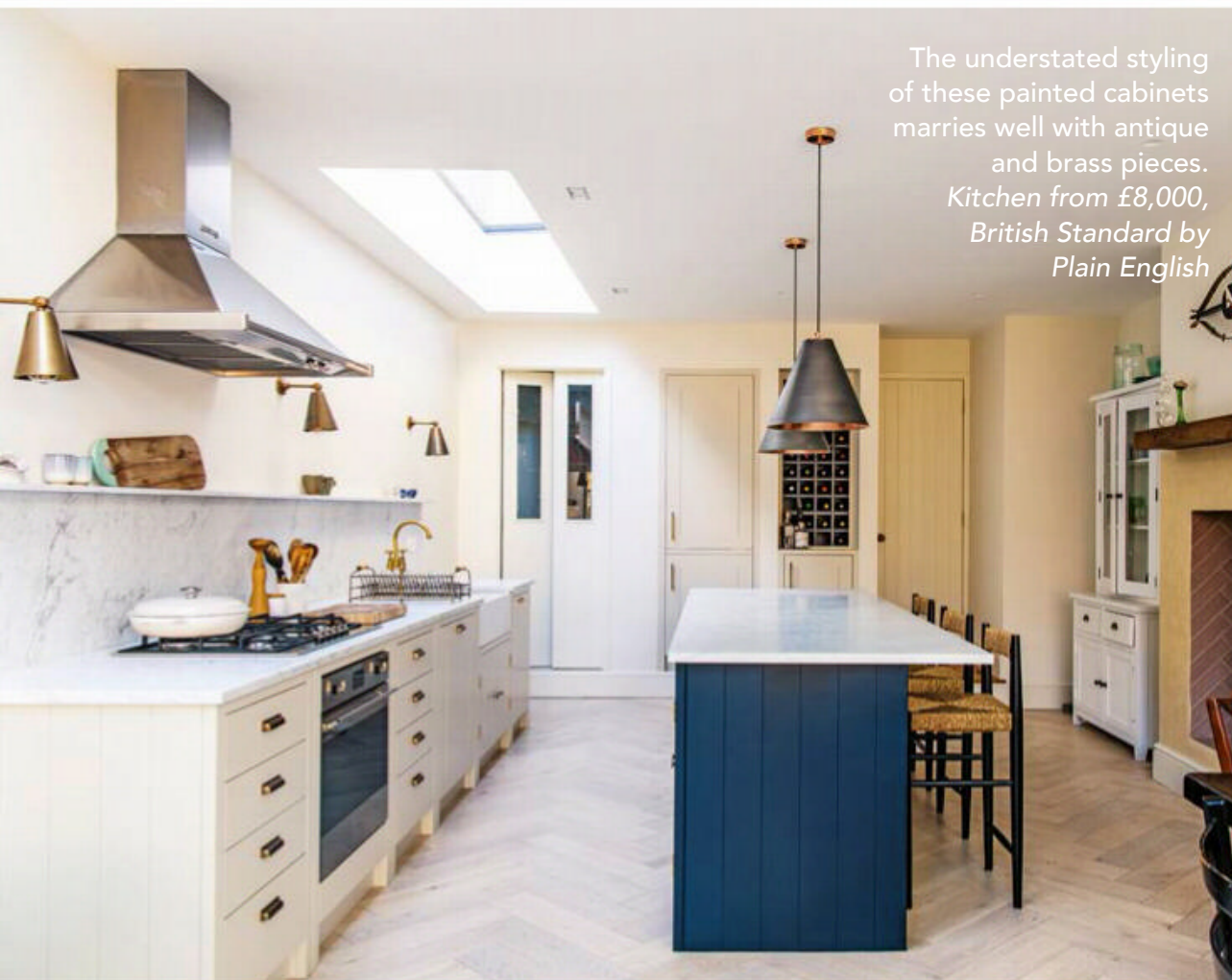
LEFT Smart countertop appliances are a must. Artisan K400 blender, £299, Kitchen Aid
FAR LEFT Add decorative interest with colourful tiles. Decorative 9 tile, £23.28, Hanley Tube Lined tiles collection by Balineum

Family kitchens

There is no defined design formula for the ideal family kitchen. “The size of individual families and how they use their space varies so much that I could draw 10 different plans for the same room,” admits Neptune Tonbridge designer Jamie Whitcher. However, if that room is well proportioned and of average size, there is always the potential to create a practical kitchen that feels welcoming and is the heart of the family home.

Family kitchens are hard-working, multifunctional places that need to adapt to changing needs and Julia Brown, design director at Mowlem & Co, believes that “zoning is key, in terms of getting the work/play balance right within the room”. Analysing the family’s lifestyle and determining what is required of the space – from storage requirements to what appliances are needed and even where pets will be accommodated – is essential to the design process and should be considered from the start.

Appliances have a large impact on convenience, and, counter-intuitively, greater provision can make a kitchen easier to negotiate. For example, in the home of a large family or one where entertaining is a regular event, a second dishwasher near the sink or an additional smaller refrigerator in the food preparation



The understated styling of these painted cabinets marries well with antique and brass pieces. Kitchen from £8,000, British Standard by Plain English



ABOVE Gold-coloured handles and a beautifully figured marble work surface give this kitchen a touch of glamour. Linear kitchen, from £25,000, Harvey Jones



LEFT Painting the perimeter cabinets in a lighter colour gives this kitchen a spacious feel. Kitchen from £30,000, Middleton Bespoke



ABOVE A separate utility room and larder allow this family kitchen to be devoted to cooking and family life. Edwardian kitchen, from £12,000 to £15,000, range by Unfitted Kitchens

ABOVE INSET Add a focal point with pendant lights above an island. Walter pendant light Size 1, £435, Original BTC

BELOW Keep things tidy with this wall basket, which can be fixed wherever convenient. Putlar seagrass wall-hung basket, £40, Nukuku

BOTTOM A large egg holder helps ensure family supplies do not run low regularly. Natural Elements acacia wood egg rack, £16.99, KitchenCraft

ADVICE FROM THE EXPERTS

Tips for Family Kitchens

A family kitchen is probably the most hard-working room in the home and it is the little things that make it perfect. A fridge that is easily accessible when you are cooking, a special place nearby reserved for chopping boards and an integrated dual bin for general waste and recycling all improve its function. Al Bruce, managing director, Olive & Barr

A designated admin station where keys and school paperwork can be put down and phones and tablets charged will keep kitchen surfaces clear for food preparation and effective cleaning. Tom Howley, design director, Tom Howley

Banquette seating takes up considerably less room than a separate table and chairs and is incredibly practical especially if you incorporate storage under the seat. Annie Ebenston, lead designer, Blakes London

area can make everything run more smoothly. Be realistic about lifestyle and the level of convenience needed. Whitcher has noticed that more clients now choose closed cupboards and solid doors for cabinets; this avoids the extra time it takes to keep open shelving clean and attractively arrange the contents of glazed cabinets.

Of all kitchen features, an island unit is one of the most sought-after additions to a family kitchen; it provides more storage, extends the work surface and allows the opportunity for cooking to become a convivial group activity. Combine it with bench seating or a breakfast bar to provide a focal point for the room and a relaxed place for dining, studying and socialising, but do ensure enough space is allowed between neighbouring runs of cabinets for cupboard doors and drawers to be opened and people to move around freely. ▶





Be bold. Be brave. Be beautifully handcrafted and thoroughly bespoke.



Old Surrenden Manor, Bethersden, Kent.
01233 822595
www.collinsbespoke.com

COLLINS  BESPOKE



STYLISH RETREATS IN THE UK'S HOTTEST LOCATIONS

boutique
RETREATS

From raising the flag on your own private island to watching the stars over the sea from your hot tub, Boutique Retreats specialise in unique, stylish properties that celebrate their surroundings whilst embracing luxurious living. We know how good getaways should be.

boutique-retreats.co.uk

+44 (0)1872 553 491

enquiries@boutique-retreats.co.uk



Expansive kitchens

“When embarking on the design of a large kitchen, one’s mood can quickly shift from feeling excited to being overwhelmed,” says Louisa Eggleston of Humphrey Munson. Confronted with a space that offers so many possibilities can increase the pressure to get it right. Eggleston’s advice is to “break the job down into smaller portions taking each aspect of the design in turn – from storing glassware to positioning artwork – and revise it until it is perfect”.

Designating space for different functions will make the cooking and living areas work better in busy homes. Where space allows, creating a separate walk-in larder, utility room and laundry will divide cooking and eating from other household chores. Where it does not, consider purpose-made cabinets within the kitchen that fulfil the same purpose. For instance, in the food preparation area, a baking zone – with a stone or marble surface for pastry-making and worksurface-level cabinets for storing food mixers – will make the cook’s life easier. In the same vein, a pantry cabinet containing a kettle, coffee maker, toaster, and perhaps a small sink and refrigerator, allows family members to prepare their breakfast without crowding the main cooking area. Meanwhile, in the living area, a desk cabinet provides space for menu planning and household management.

The living space in an open-plan kitchen-dining-sitting room needs careful planning to make it look ▶

ABOVE Symmetry is key in this fully bespoke kitchen by Guild Anderson where twin islands make practical use of the space and frame a large Aga cooker. *Guild Anderson kitchens are priced from £60,00 to £120,000*

RIGHT This baking workstation in Mowlem’s Rhapsody kitchen shows how activity-specific zones can be a valuable part of a layout. *Kitchen, from £30,000, Mowlem*

RIGHT Chic taps can provide an essential finishing touch. *Gold reeded kitchen tap, £262.99, Dowsing & Reynolds*



LEFT Keep attractive china and glassware on show. *Glass display cabinet, £245, Summerill & Bishop*




BUYER'S GUIDE



and feel comfortable. It will be home to large furniture from a dining table to a sofa or two, as well as additional smaller pieces and plotting the positions of these items is key to ensuring nothing hinders the flow through the room. Consider how the space will be navigated so there are natural routes to access the garden and neighbouring rooms. This should ensure food can be carried safely from kitchen to table. ■

ABOVE LEFT Instead of crowding it, the islands in this large extension seem to organise the space and bring order to the layout. *English Collection cabinetry kitchen from £45,000, Martin Moore*

ABOVE RIGHT Sometimes only a bespoke solution will do as in this kitchen designed in a style that honours the property's Georgian architecture. *Kitchen from £25,000, Luke McHardy*



ABOVE Match the scale of light to the scale of the room. *Lucia double rise and fall light, from £1,626, Hector Finch*

ADVICE FROM THE EXPERTS

Tips for Expansive Kitchens

Think about lighting early in the design process and you will reap the rewards of a cosy, inviting atmosphere. Task lighting is important but a ceiling littered with downlights can make a kitchen feel clinical. Also consider the height of the room at the outset. We like to leave a gap above our furniture, so it does not feel too fitted and allows the room's interior architecture to display its own identity.

Louisa Eggleston, creative director, Humphrey Munson

Opt for larger appliances such as range cookers and American-style fridge/freezers to ensure the amount of cabinetry needed in a larger room does not overshadow the design.

Luke McHardy, director, Luke McHardy

It is key to ensure that cabinetry is in proportion and has a consistency of line; there should be no irregularities. Achieving this is down to instinct and judgement as much as good design.

Nick Anderson, director, Guild Anderson




Use a rug to define different areas of an open-plan kitchen. *Jute corner rug, from £345, Nordic Knots*
LEFT A bureau helps with daily organisation and creates a feature. *Briolette bureau, £4,595, Oka*

BELOW Placed in the centre of a huge open-plan living area, this kitchen is a bright and sociable hub of the home. *Kitchen from £50,000, Barnes of Ashburton*



FEATURE MAGGIE STEVENSON PHOTOGRAPHS P94 (NAKED KITCHEN) © SQUARE FOOT; P97 (MIDDLETON) © POLLY ELJES; P99 (MOWLEM) © JAKE FITZJONES PHOTOGRAPHY; P100 (BARNES OF ASHBURTON) © PAUL RYAN GOFF

Extraordinary kitchens



Whether its traditional or classic, fitted or freestanding, our kitchens are refreshingly different with a unique range of painted, timber, distressed, vintage and industrial finishes.

If you're looking for a truly bespoke kitchen to reflect your individual style, visit our showroom in the heart of the Cotswolds or register online for a copy of our new 316 page brochure - the most comprehensive guide to high quality classic kitchens in the UK.

Comprehensive design service and home consultations arranged countrywide.

Commissions fulfilled throughout UK, Europe and worldwide.

unfitted

High Street Moreton-in-Marsh GL56 0LH

www.unfitted.co.uk
01608 650065





CALLAGHANS OF SHREWSBURY

THE HUMAN TOUCH

How the artist Ghislaine Howard forged a brilliant career by capturing the fleeting moments of humanity on canvas

ABOVE Howard's *Siesta*, 63.5cm x 127cm, has that 'through the keyhole' feel to it, capturing a moment in time, through bold brushstrokes and simple pen work.

OPPOSITE PAGE Taking inspiration from Impressionism, Howard's *Dancers after Degas*, 81cm x 61cm, packs a punch of colour with its sunset palette.

When considering figurative artist Ghislaine Howard's works, one is struck more than anything by the way in which she manages to capture the human condition with such tenderness. Each painting is packed full of emotion – in whatever form that may take – and it is this which makes her pieces so relatable and has led to great critical acclaim over the years.


It has also caught the attention of art dealers across the world, including Daniel and Stella Callaghan, owners of prestigious art gallery Callaghans of Shrewsbury, who have long collected and sold Howard's pieces.

With their 35-year history, the Callaghans have garnered a reputation worldwide for their extensive knowledge of European art and artists, specialising in 19th- and 20th-century fine art paintings, contemporary paintings and bronze sculpture. "We've long-admired Howard's work because it is so original, expressive and full of passion," Stella says. "Her ability to convey feelings and capture sentiments in her work makes her paintings almost feel like living moments."


Howard was born in Eccles, Lancashire in 1953 and showed great artistic promise from a young age. This led to her taking art classes with the celebrated artist Harold Riley, best known for his portraits and depictions of sporting events. After she finished school, she went on to study fine art at Newcastle University before moving to London and later Paris to paint. As is often the case, people long to 'head home' and after several years she returned to her native North West, with her husband, the art historian Michael Howard, to Glossop in the Peak District.

Wherever Howard went, she painted the complete scope of human experience – from the embrace of lovers to the joys and anxieties that come with parenthood, and, after that, the inevitable move towards the frailty of old age. Her paintings delight in the strength of human contact and the silent eloquence of the single figure, seen in movement or repose.

Her paintings derive from her own experience but take inspiration from art, both past and present. The pieces tell of the common concerns of our shared ▶




PARTNER FEATURE



LEFT *Father and Child*, 30.5cm x 23cm, captures the intimacy of a precious moment between parent and child, and demonstrates the kind of subject matter Howard is best known for.

RIGHT Packed full of colour, vibrancy and movement, *Study After Pontomoro's The Deposition*, 127cm x 102cm, has added a modern flavour to a traditional subject matter.

BELOW With the abstract sketched figures and minimal use of colour, *Reinacting Picasso* [sic], 61cm x 61cm, perfectly demonstrates Howard's extensive talents.



journey through life, with Howard relishing the physicality and emotional power that comes about when line, form and colour collide, hence the title of her book, which she co-wrote with her husband Michael, *Ghislaine Howard: the Human Touch*. "The extraordinary thing about Howard's works," Stella explains, "is how her pieces are rich and subtle, expressive but perfectly judged, at times dark but always hopeful, visionary but compassionate. These contradictions are what makes them so powerful."

Take, for example, *Father and Child* (above), which demonstrates the love and safety of a child being held in its father's arms. The lines are bold and the style loose, yet one can almost sense the touch of the skin and the natural enveloping of the relationship. Or *Siesta* (opening page), with its gentle palette and soft lines that evoke the serenity of a simple quiet moment of repose and capture the sense of contentment.

It is these kinds of moments of human tenderness that first brought Howard to public attention with her ground-breaking 1993 exhibition, *A Shared Experience*, focusing on pregnancy and birth and the first of its kind at Manchester Art Gallery. Her large cycle of paintings, *The Stations of the Cross / The Captive Figure*, have been shown to much acclaim in some of Britain's greatest cathedrals, including Canterbury and York Minster.

In 2013, one of her drawings, part of the Whitworth Art Gallery's collection, was chosen as the centrepiece of the British Museum's exhibition, *Ice Age Art / Arrival of the Modern Mind*, alongside works by Picasso, Matisse and Henry Moore. It comes as no surprise that in addition to the extensive collection of over 30 pieces available at Callaghans of Shrewsbury, Howard's work is also held in the Royal Collection.

callaghan-finepaintings.com ■



FEATURE KATE FREUD

A beautiful home... DESERVES PROPER PROTECTION

Having spent precious time creating your beautiful home, it is important to ensure you have the right insurance cover in place to safeguard your house, valuables and lifestyle



Now, as a reader of *The English Home*, you can benefit from expert advice, a personal claims concierge service and competitive terms on home and contents cover placed through leading insurance advisers Smith Greenfield.

This carefully researched insurance opportunity has been specially created for homeowners who have household contents worth more than £75,000.

It comes with many benefits that standard high-street policies do not offer, and readers of *The English Home* will receive access to products only available through expert independent advisers.

Equally important, claims will be settled promptly and without fuss.


Special benefits can include:

- Warranty-free policies – your property is covered even if you fail to set your alarm
- The cost of alternative accommodation if your home becomes uninhabitable
- Cover for garden furniture, statues and equipment
- Family travel insurance, including for children travelling on their own

For a free quote or more information:

Call: 020 8603 3730

Visit us at:
www.smithgreenfield.co.uk



**SMITH
GREENFIELD**

Augustus console table
in red with Carrara
marble top, £2,965,
available in six colours
as well as bespoke,
Vanrenen GW Designs

Small change, BIG IMPACT

Discover minor, easy and one-off updates that
can significantly transform a room without
the need to redecorate the entire space

A desire to ring the changes in an interior need not lead to its complete redecoration. Often a simple refresh of accessories or adding a bold new colour can completely transform an established scheme. Much in the way a different lipstick or choice of shoes can transform a whole outfit, a change of cushions, a new rug or a pop of red can elevate and revamp a room. Here we discover small, yet impactful ways to make a big change and give a space a well-rounded, considered and smart finish. Simply imagine these rooms without that one element and discover how a simple update offers definition, excitement, and a fresh new look.

Red alert

Adding red to a scheme is a trick interior designers frequently use to give a room a finished, eye-catching look. Red instantly draws the eye, so ensure the piece is worthy of attention. A red lamp base or a simple glossy red frame on a mirror can greatly alter the focus of the room, so use this hue in a place that will benefit from having attention drawn to it. Consider larger pieces, too – a console table in a hallway, for example (as shown opposite). Imagine this table in the same dark wood as the chairs and then consider how changing it to a bold red provides contrast and allows both the classic chairs and the more contemporary table and lamp vignette to have their own distinct focus rather than blending together as a whole.

RIGHT Sapo wallpaper in Seaglass, £155 a roll by Amechi for Dado Atelier; for a similar mirror, try the Raawii Duplum glazed ceramic mirror, £185, Selfridges



A bold accent

Look at an existing scheme and think about how adding one more colour as a strong accent could give it a whole new look. This bedroom (*right*) would be perfect just in green and grey, but adding the vibrant yellow lamps and bed linen adds a whole new dimension and depth. These could also be changed further down the line, perhaps to a lively pink, for another quick makeover. In a sitting room, a new colour could be introduced through an armchair in a bold block colour – think about textures as well and magnify this new contrast with the fabric choice, adding a sumptuous velvet or silk to offset linens and cottons.

LEFT Larger Palmer table lamp, £84, Shibori linen tapered lampshade, £48, both Pooky





A lick of paint

Paint is an easy and relatively affordable way to revitalise a space. The whole room need not be repainted (provided it still looks tidy and fresh). Painting skirting, door frames and doors, and even a ceiling, in a colour rather than the go-to white, will add a new layer and give a room a complete facelift, as well as a more polished, designed look. Try contrasting colours, such as a chic darkly toned trim to paler schemes or a pop of colour to a more neutral palette. Furniture can also be given a new lease of life with a coat of paint; use stencils or wallpaper to add pattern, too. Painting a dresser or chest of drawers in a bold new colour will create a statement piece and improve the overall aesthetic of the scheme.

ABOVE Foreground walls, Lavender Garden; woodwork, Rose Taupe, and all other paint colours, from £55.50 for 2.5l Marble Matt Emulsion, Mylands

RIGHT Chest, Napoleonic Blue, from £6.95 for 120ml Chalk Paint, and Starburst RHS Decoupage Paper, £11.95, all Annie Sloan



Upholstery revamp

Rather than changing wallpapers, curtains and flooring, sometimes simply a reupholstering a chair or sofa is all that is needed for an exciting new look. Use the opportunity to add colour to a neutral scheme, introduce a new pattern or add a touch of dynamic contrast – perhaps transforming an armchair into a colourful feature in a pared-back scheme. Using pattern, too, on what was a plain piece of furniture immediately a focal point in a room. Consider updating dining chairs too, or kitchen bar stools for a small yet effective change.

LEFT Sofa, Ella, Powder Peach, £89 a metre, Diane Hill x Harlequin

BELOW Bar stools, Kendra Stripe, Aqua/Copper, £72 a metre, Jane Churchill

BELOW LEFT Cadogan Chair, £2,310 plus six metres of fabric, David Seyfried; fabric, Ispahan, £254.80 a metre, Turnell & Gigon





Tile transformations

Kitchens and bathrooms that have minimal tiling can be transformed without a complete overhaul. Ring the changes with tiles in a new colour or be creative with how the tiles are laid to create a striking feature. Consider whether other rooms in the home might benefit from wall tiles. For example, a hallway can look chic with walls tiled up to dado rail height, as shown here (right), as well as offering the practical benefits of a durable, easy-to-clean finish in a high traffic area. Embossed tiles add a decorative flourish and texture.



TOP LEFT Alalpardo encaustic tiles in Black, £173.40 a square metre, Bert & May x Fired Earth
ABOVE Highgrove Embossed tiles in Hadleigh, £3.40 each; other tiles, Artisan Decorative Tiles & Mouldings collection, all Original Style
LEFT Bolonia encaustic tiles in Pink, £220.50 a square metre, Bert & May x Fired Earth

Wonderful wallpaper

Wallpapering an entire room can be a costly and labour-intensive task to undertake but there are ways to use this beautiful and transformative medium in more minor ways. A striking paper used in an alcove will lend that area its own identity – perhaps as a nook for a home office or a seating area in a hallway. Adding a pretty pattern within panelling on walls creates impact without covering the whole room, as does papering above a dado rail. In a child's room where tastes can change quickly, using wallpaper on the top half of a wall or on one wall will add character and can be easily updated if need be.

RIGHT Wallpaper, Gustav, Trophy, £95 a roll; frame, Grey Moss, £72 for 2.5l Intelligent Eggshell; walls, Linen Wash, £52 for 2.5l Absolute Matt Emulsion, all Little Greene

FAR RIGHT Wallpaper, Lavenham, Rose, £95 a roll; cushions in a selection of fabrics, from £65 a metre; woodwork, Fournier Street, £70 for 2.5l Eggshell, all Warner House



Finishing touch

Sometimes it can be one small element that can make a huge difference. For example, passementerie adds flair and can give upholstery and window treatments a strikingly different appearance. A wide border on the leading edge of plain curtains will instantly rejuvenate them and give a polished finish. Allow creativity to flow and add a trim to a footstool or an armchair if complete reupholstery is not on the agenda. Cushions can be refreshed with beading, fringes and braids. And it is not just soft furnishings that can benefit. Adding borders to walls can instantly enliven them and provide a tailored finish, from running around the top of the room to following woodwork along the skirting and around door and window frames. ■

LEFT Mirador Braid, Tomato/Aqua, £66 a metre, and all other fabrics, Colefax and Fowler

RIGHT Border, Edith, Yellow (shown as a double application), £64 a roll, Susie Atkinson





Take the palava out of cleaning your Aga

Agaclean is a family business dedicated to only cleaning aga cookers. That's why we know everything about bringing them back to life – both inside and out.

By applying plenty of tender loving care, our team of experienced professionals will restore your lacklustre aga to its shiny, sparkling former glory.

With our **nationwide** operation, we guarantee a fast, friendly and thorough service.

Why not put the sparkle back into your aga?
Call **07815 475856** for an instant quotation,
email **stuart4snc@aol.com**
or visit our website **www.agaclean.co.uk**

 **AGACLEAN**
NATIONWIDE SERVICE

QUINTESSENTIALLY

Inspiration for seasonal pastimes and making the most of life at home starts here ➤



POTTERING AWAY

An instant and impactful feature, outdoor pot plants can be easily repositioned whenever desired. Draw the eye by contrasting the colours of a plant with the vessel it is potted in. In this inspiring scene, the orange leaves of *Heuchera* 'Marmalade' (left on the table) stand out against the plant's green container, while the flowers of *Echinacea purpurea* 'Sensation Pink' (centre on the table) and *Nepeta faassenii* 'Purrsian Blue' (centre on the ground) pop in neutral and terracotta pots. Plants and pots from £9.99, Dobbies Garden Centres

A taste OF SUMMER

Food stylist and writer Kathy Kordalis shares delicious recipes for elegant garden parties. Just add sunshine!



PEACH, QUINOA & ALMOND CAKES

These little cakes are light, moist and elegant, and the use of quinoa makes a delightful change from the more familiar polenta, while roasting the peaches in dessert wine adds a touch of decadence. Grains combined with fruit purée and syrup make for cakes that are as lovely served for afternoon tea as they are for dessert. These cakes are perfect for high summer, when peaches are at their best, particularly when served with a chilled dessert wine.

SERVES 12

INGREDIENTS

500g caster sugar
6 peaches, quartered, stones removed
4 tablespoons dessert wine
Finely grated zest and freshly squeezed juice of 1 lemon
2 teaspoons vanilla paste
90g white quinoa, rinsed
4 eggs
200g sticks butter, melted and cooled
200g plain flour
1 teaspoon baking powder

70g ground almonds
60g flaked almonds, plus extra for serving
12 x 150ml capacity metal dariole moulds, buttered and floured

METHOD

- Preheat the oven to 200°C/400°F/Gas 6. Scatter 170g of the sugar in the base of a roasting pan large enough to hold the peaches snugly in a single layer.
- Arrange them cut-side down in the pan, pressing them into the sugar, then turn them over so the cut sides face up.
- In a jug mix the dessert wine, lemon juice, zest and one teaspoon of the vanilla paste and drizzle over the peaches.
- Roast the peaches in the preheated oven for 20–25 minutes until golden and tender, spooning the pan juices over the peaches a few times during cooking.
- Transfer half the peaches and 50ml of the pan juices to a food processor, blend to a purée and set aside. Reserve the rest of the peaches and juices.
- Place the quinoa, remaining vanilla paste and 300ml of water in a saucepan and

bring to the boil over a medium-high heat, reduce the heat to medium and simmer for 12–15 minutes until the liquid evaporates and quinoa is tender.

- Drain through a fine sieve to remove any remaining liquid, then spread on a tray to cool and dry.
- Preheat the oven to 180°C/350°F/Gas 4.
- Whisk the eggs and remaining sugar in an electric mixer for 6–8 minutes until pale and fluffy, add the butter and whisk to combine.
- Sift the flour and baking powder over the mixture and stir to combine. Stir in the peach purée, ground almonds and quinoa, then spoon the mixture into the 12 prepared moulds, smoothing the tops.
- Scatter with the almonds and bake in the preheated oven for 20–25 minutes until the cakes are golden and the centres spring back when lightly pressed.
- Let the cakes cool in the moulds for 10 minutes, then turn onto a wire rack. Serve warm or at room temperature with the roast peaches, syrup and extra flaked almonds.

BUCKWHEAT BLINIS WITH SMOKED SALMON & CHIVE SAUCE

Traditionally, blinis of Russian heritage are leavened with yeast. This recipe is a much simpler, yeast-free version but in no way does that affect the lightness or flavour. In fact, it makes the blinis easier to make and shape and the buckwheat flour gives them a lovely colour and a slightly nutty, toasty flavour. They can also be made a day or two in advance, or even a few weeks before and frozen. Served alongside some smoked salmon and chive sauce, they are great for summer garden parties, drinks at sunset and as hors d'oeuvres before Sunday lunch or a dinner party.

SERVES 4–6

INGREDIENTS

BLINIS (MAKES 18–20)
75g buckwheat flour
1 teaspoon baking powder
1 egg
150ml milk
Salt
2 tablespoons of oil, for frying
Lemon wedges, to serve

CHIVE SAUCE

200g crème fraîche


Finely grated zest and freshly squeezed juice of 1 lemon
20g chives, finely chopped
1 teaspoon horseradish, or to taste
Smoked salmon or gravlax to serve (allow 100–150g per person)

METHOD

- To make the blinis, put the flour, baking powder and a pinch of salt into a bowl, stir to combine and sift into a mixing bowl. Add the egg and half the milk and beat into a smooth paste. Beat in the remaining milk.

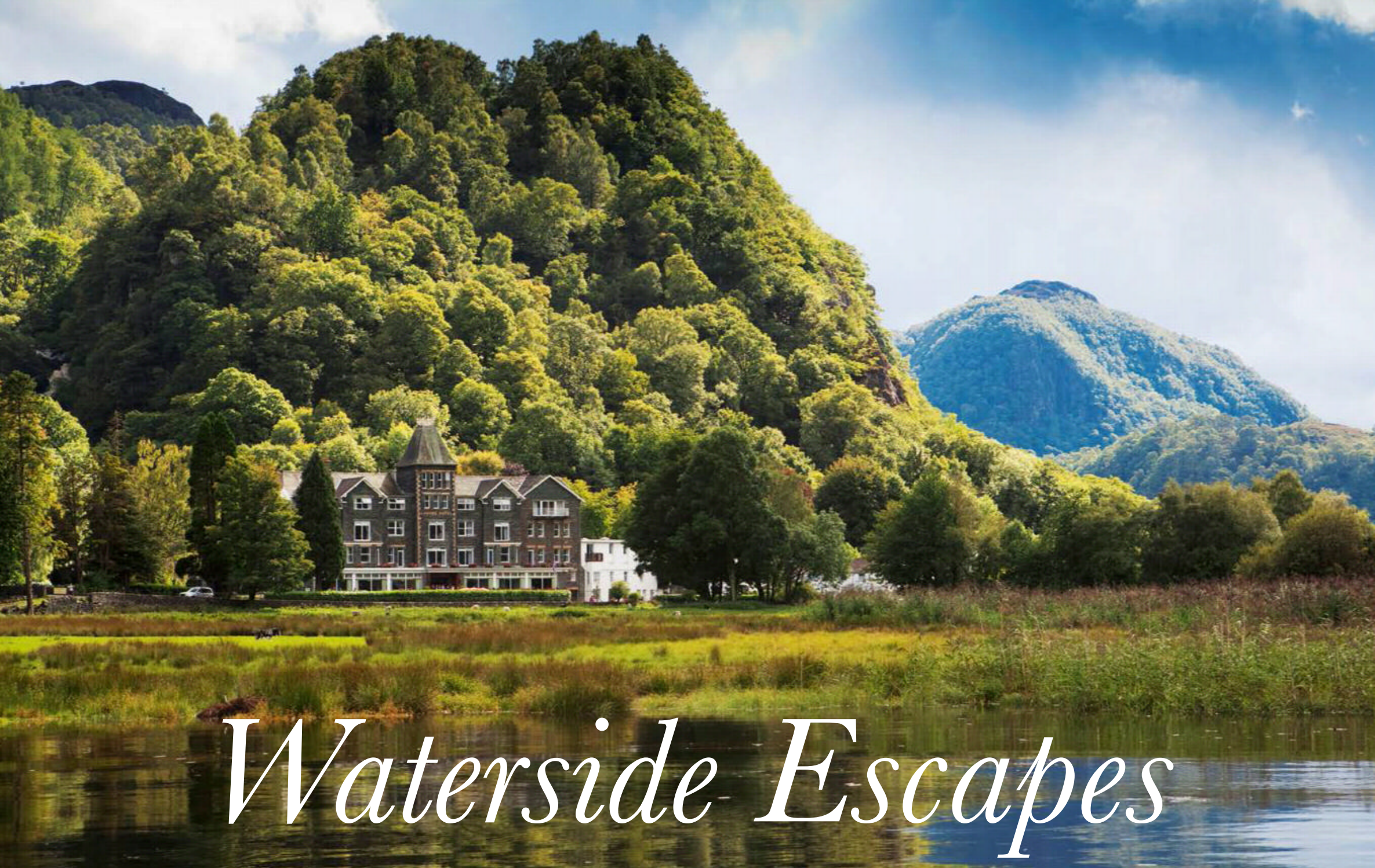


- Put a little oil into a large frying pan, roll it around to cover the surface and heat until the pan is nice and hot.
- Drop teaspoonfuls of batter onto the pan to make small blinis. When bubbles appear on the surface of the blinis and the base is golden, turn them over and cook the other side until golden.
- Transfer the cooked blinis to a cooling rack. Repeat with the remaining batter.
- To make the chive sauce, mix all the ingredients together in a bowl and season.
- Serve the blinis with smoked salmon, chive sauce and lemon wedges. ■



READER OFFER

Readers of *The English Home* can buy a copy of *Rice & Grains* by Kathy Kordalis for the special price of £14 (RRP £18.99). To order go to rylandpeters.com and use code RICEANDGRAINS at checkout. Offer valid until 31 July 2022.




Waterside Escapes

Restore and revitalise with a break away by the water
– whether lakeside, on the river or by the beach

ABOVE Lodore Falls Hotel & Spa sits on the edge of Derwentwater, one of the Lake District's most notable spots and said to have inspired Wordsworth to write some of his finest poetry.

RIGHT One of the sumptuous rooms at Lodore Falls Hotel & Spa, where guests can enjoy dramatic landscape views.

The beauty of England's wild waters is striking – both in its range and the sense of escapism it brings. Where watching sea waves can soothe the soul for some, for others the sight of limpid lake waters or the sound of a burbling river bring balance. Take a moment to enjoy some of the country's most notable spots with our selection designed to appeal to those seeking perfect isolation, indulgence or cultural inspiration.




LAKESIDE

Calm surfaces and still waters have long provided inspiration – from Romantic poets to artists to boat enthusiasts and wild swimmers alike.


Lake District

BEST FOR: ROMANTIC SOULS

This dramatic landscape was both home and inspiration for the English Romantic poet William Wordsworth (1170–1850). Sited at beautiful Grasmere lake are Dove Cottage, his first residence (wordsworth.org.uk), and Rydal Mount & Gardens, his later family home (rydalmount.co.uk) – the latter offers overnight stays for those wishing to sleep in Wordsworth's four-poster bed (£400 a night, rydallodge.co.uk). The town of Ambleside houses Michelin-starred restaurant The Old Stamp House in his former offices from a spell as Westmorland's distributor of stamps (oldstamphouse.com), as well as the much-loved Drunken Duck Inn & Restaurant with rooms (doubles from £175 a night, drunkenduckinn.co.uk). For an indulgent stay, Lodore Falls Hotel & Spa at nearby Derwentwater has breathtaking vistas (doubles from £218 a night, lakedistricthotels.net/lodorefalls).



A bedroom terrace view overlooking Rutland Water at The Finch's Arms



Rutland

BEST FOR: SPLENDID ISOLATION

Rutland Water reservoir in the centre of England is home to a breathtaking nature reserve – explore its 4,200 acres with the many walks available, or cruise on the *Rutland Belle* (rutlandwatercruises.com) and spot the famous 18th-century Normanton Church that appears to float atop the surface (anglianwaterparks.co.uk/rutland-water). The honey-stone village of Hambleton – often dubbed one of England's most beautiful – is surrounded on three sides by water and is home to Hambleton Hall with its Michelin-starred restaurant (doubles from £340 a night, hambletonhall.com) and The Finch's Arms pub (doubles from £110 a night, fincharms.co.uk). Visit nearby Uppingham for cobbled alleys, floral displays and the remarkable Goldmark Art Gallery featuring art by over 400 of the world's best-known artists (goldmarkart.com).

The Cotswolds

BEST FOR: FANS OF THE OUTDOORS

The gentle hills here hold beautiful waters at Cotswold Water Park (waterpark.org), with 180 lakes of nature reserves and activity areas. Try Lake 32 (lake32.co.uk) or the Cotswold Country Park and Beach (cotswoldcountryparkandbeach.com) for water activities, or explore on foot or by hire bike to take in pathways including the National Cycle Route 45 that weaves its way through the flatlands. A stay at Lakes by Yoo offers smart cabins and apartments on nearby Lechlade's lakes (£695 and £895 a night respectively, thelakesbyyoo.com/stay/) adjacent to Kelmscott Manor, the retreat of William Morris (sal.org.uk/kelmscott-manor). Eat at The Crown Inn in charming Minchinhampton (thecrown-minchinhampton.com), where in the summer months the village common hosts the old-fashioned glamour of Giffords Circus (giffordscircus.com). ▶

CLOCKWISE FROM TOP LEFT

Hambleton Hall hotel sits on Rutland Water, a manmade reservoir and now nature reserve. Inside one of the cabins at Lakes by Yoo at Lechlade in the Cotswolds. The Donnert family perform as part of Giffords Circus in the Cotswolds. Explore Lake 32 at Cotswold Water Park. The Crown Inn at Minchinhampton.

BY THE BEACH

Whether sand, shingle or dramatic rocky outcrops, England's beaches are breathtaking in their beauty

Tresco, Isles of Scilly

BEST FOR: TOTAL ESCAPISM

Tresco is one of the five inhabited islands that make up the Isles of Scilly – the Cornish archipelago known for its white sands and subtropical climes. Visit Tresco Abbey Gardens amidst 11th-century ruins (tresco.co.uk/enjoying/abbey-garden); celebrate food and drink at the twice-yearly Low Tide Event (tresco.co.uk/enjoying/events/low-tide-event), or throughout the year walk between Tresco and neighbouring Bryher (tresco.co.uk/enjoying/events/walking-tides). Explore the monthly Makers' Market (tresco.co.uk/enjoying/events/tresco-makers-market); visit The New Inn for locally sourced food and rooms with Fermoie-upholstered Hypnos beds (doubles from £185 a night, tresco.co.uk/staying/the-new-inn); enjoy the terrace at the Ruin Beach Cafe (tresco.co.uk/eating/ruin-cafe); or stay at Lighthouse Cottage with interiors by Marina Dorrien-Smith (from £2,805 a week, tresco.co.uk/staying/lighthouse-cottage).

Lyme Regis

BEST FOR: STRIKING LANDSCAPES

This beautiful Jurassic Coast spot sits by the town of West Bay (recognisable from ITV's *Broadchurch*) at the end of Chesil Beach – of Ian McEwan novel and film *On Chesil Beach* fame. The Cobb historic harbour wall is synonymous with Lyme Regis, its drama heightened only by waves crashing against it. Stay at Arts and Crafts property Sundial House on the beachfront (from £664 for 2 nights, lyme-regis-accommodation.co.uk/sundial), or try harbourside The Rock Point Inn for food and rooms (doubles from £135 a night, rockpointinn.co.uk). Dine at nearby River Cottage for farm-to-fork feasts (rivercottage.net); visit interiors store Ryder & Hope (ryderandhope.com); enjoy a drink at wine bar Lilac (lilacwine.co.uk) with fine dining at sister restaurant Robin Wylde (robinwylde.com); or stride out to Hive Beach Cafe by West Bay for crab sandwiches and grilled lobster (hivebeachcafe.co.uk).


CLOCKWISE FROM TOP LEFT


The exterior of rental property Lighthouse Cottage on Tresco in the Isles of Scilly.

Taking part in the fun at Tresco's Low Tide Event.

Looking west towards West Bay from Hive Beach Cafe at Lyme Regis in Dorset.

A display of subtropical plants at Tresco Abbey Gardens.





CLOCKWISE FROM TOP LEFT

The exterior of Hive Beach Cafe near Lyme Regis.

Painted walls and decorative surfaces at Charleston.

The Rock Point Inn overlooks the harbour in Lyme Regis.

One of the rooms at The Star in Alfriston, from mother-and-daughter team Olga and Alex Polizzi.

Dishes at The Sussex Ox are farm-to-table.



East Sussex

BEST FOR: ARTISTIC INSPIRATION

The famous Seven Sisters cliffs at Birling Gap see the South Downs meet the sea in an area rich with artistic endeavours. Charleston – the country home and studio of Bloomsbury Set artists Vanessa Bell and Duncan Grant – is a living, breathing work of art with painted surfaces throughout (charleston.org.uk), as is St Michaels & All Angels Church in Berwick with its renovated murals (berwickchurch.org.uk); while Monk's House was home to Vanessa's sister the author Virginia Woolf (nationaltrust.org.uk/monks-house) in nearby Lewes (itself home of excellent interiors store Closet & Botts, closetandbotts.com). Stay and eat at renovated 15th-century inn The Star at Alfriston from hoteliers Olga and Alex Polizzi (doubles from £210 a night, thepolizzicollection.com/the-star); in Firle try The Ram Inn (doubles from £130 a night, raminn.co.uk); or dine at The Sussex Ox in Polegate (thesussexox.co.uk). ▶



RIVER ESCAPES

Enjoy messing about on the river and revel in its languorous pace with our suggested spots

Ludlow

BEST FOR: RURAL RELAXATION

This Shropshire country town sees beautiful timber buildings set around a medieval castle (ludlowcastle.com) and main market square (food and crafts four times a week, Sunday flea market fortnightly, ludlow.org.uk/ludlowmarket). Wander the narrow lanes for Harp Lane Deli (harplane.com) and antiques store 55 Mill St (55-mill-street.business.site), or explore 18 elegant rooms at Georgian red-brick Dinham House, showroom of Clearview Stoves (clearviewstoves.com). Eat by the river at CSons (csons.uk) or The Charlton Arms (thecharltonarms.co.uk), or stay at Dinham Weir House (from £2,463 for 3 nights (sleeps 12), holidaycottages.co.uk). In town, 17th-century The Feathers Hotel (doubles from £88 a night, feathersatludlow.co.uk) is close to fine dining restaurant Mortimers (mortimersludlow.co.uk).




CLOCKWISE FROM TOP LEFT

The exterior of Dinham Weir House on the River Teme in Ludlow.

Vistas from Dinham Weir House terrace extend across the valley.

Eating outside at Dinham Weir house in the riverside garden. Take in lunch with a view at Ludlow restaurant CSons.

A mouthwatering glimpse of the CSons menu.





Cambridge

BEST FOR: REFINED UNIVERSITY CULTURE

Striking sights and easily navigable waterways set the scene for Scudamore's chauffeured or self-manned punts – take in the colleges on the Backs, or head to Grantchester for wildflower meadows (scudamores.com). In town visit art gallery Kettle's Yard, home of 20th-century collector Jim Ede, or the iconic Fitzwilliam Museum, where until 29 August the free exhibition *Hockney's Eye: The Art and Technology of Depiction* sees works juxtaposed with Monets and Warhols (fitzmuseum.cam.ac.uk). Stay at The University Arms (doubles from £209 a night, universityarms.com), or at Dragonfly Cabin with natural swimming pond (from £120 a night, min 2-night stay, craftshillbarn.co.uk). Eat at Michelin-starred Midsummer House (midsummerhouse.co.uk), or enjoy pub fare at The Anchor (anchorcambridge.com).

Bray


BEST FOR: ELEGANT INDULGENCE


This petite Berkshire village is home to three Michelin-starred restaurants, two of which hold the coveted maximum three stars: The Waterside Inn has classic cuisine and rooms for guests (doubles from £310 a night (B&B), waterside-inn.co.uk); while Heston Blumenthal's The Fat Duck offers a multi-sensory 14-course menu (thefatduck.co.uk). Enjoy pub food at one-Michelin-starred The Hinds Head (hindsheadbray.com) or stay at the delightfully named Monkey Island Estate on a private island originally an aristocratic retreat (doubles from £275 a night, monkeyislandestate.co.uk). Nearby Henley-on-Thames is known for riverside elegance too, with the Henley Royal Regatta (hhr.co.uk) and the boutique black-tie Henley Festival music and arts event (henley-festival.co.uk). ■

CLOCKWISE FROM TOP LEFT

Dragonfly Cabin just outside Cambridge, which has its own natural swimming pond for guests. A Scudamore's punt near the Bridge of Sighs at St John's College on the Backs in Cambridge.

The Waterside Inn in Bray seen from the. Inside Monkey Island Estate's Grade I listed Wedgwood Suite, designed by Champalimaud Design, an award-winning New York-based studio. Three Michelin-starred cuisine at The Waterside Inn.



A photograph of a garden featuring a stone path that leads to a water feature. The garden is filled with various plants, including trees and flowering shrubs. The water feature is a rectangular pool with a stone deck around it. The scene is set in a quiet clearing with a large tree in the background.

Soothing, babbling water is at the heart of this West Sussex garden designed by Acres Wild. Situated in a quiet clearing, cossetted by clouds of nepeta and hardy geraniums, the brimming water bowl exudes calm and tranquillity.

Liquid REFRESHMENT

A life-giving force, water brings elegance, atmosphere and serenity to every outside space. Discover the many ways to add a water feature to a garden

Water features have long been favoured as focal points within a garden. As far back as 2800BC, Egyptian gardens incorporated water for decoration as well as irrigation and the practice became popular within Persian and Islamic gardens.

Besides providing a cool and tranquil place to relax, the ornamental use of water quickly became a symbol of high social status. This has remained true for centuries and gave rise to the ostentatious water gardens of Versailles, the magnificent Cascade at Chatsworth House in Derbyshire and the Japanese-inspired water garden at Giverny, home of French impressionist painter Claude Monet.

Today, water features continue to be charming and imaginative focal points within gardens large and small, public and private. From flamboyant fountains and contemplative reflection bowls to natural swimming ponds, there are endless ways to bring water into a garden and create a truly mesmerising focal point.

EVERCHANGING FLOW

Moving water dazzles with its play of light, soothing sound and graceful movement. Bringing an extra dimension into any outside space, it has the power to mesmerise wherever and however it is employed. The design opportunities are endless, from flamboyant and large-scale installations such as tumbling cascades, magnificent fountains and dramatic water walls to smaller, self-contained overflowing urns, stone spheres and babbling raised pools.

Today there is a wealth of high-quality plug-in freestanding water features available that can bring life and interest to forgotten corners of a courtyard or patio. Landscape designers such as Ian Smith and Debbie



Roberts of Acres Wild favour a more cohesive approach. “Water animates a space,” they say, “and placing features at key locations works well in drawing you around the garden.” Of their Artfully Accessible project (*pictured above and left*), they say: “The garden was large enough to accommodate more than a single feature and gave the opportunity for contrasting designs – a simple basalt cube and a bowl with open water, but both with similar simple bubbling spout.”

Thoughtful placement of water features is all-important. Debbie explains: “In this garden, the babbling cube was located opposite the front door to draw attention to the front of the house and provide a

gentle sound for visitors. The open water bowl was located at a key path junction providing a focal point to draw visitors through the garden.

“The client’s daughter Lucy was a wheelchair user with a limited attention span, so placing water at points where she could pause, touch and enjoy the sound and movement before moving on was a good way to engage her in the garden.” ▶

ABOVE A simple black basalt cube erupts with bubbling water and draws visitors to the front entrance. Tucked in among large-leaved hostas it creates a dramatic focal point.

IMMERSIVE POWER


A passion for wild swimming and its benefits for both physical and mental health has led to a boom in homeowners wanting their own natural swimming pools. Providing a more restful and environmentally friendly option than a traditional pool, these beautiful creations marry careful planting, landscaping and design choices with a sensitivity to the immediate surroundings, relying on natural filtration systems and a precise balance of sunlight, low nutrients and micro-organisms to keep the water crystal clear.

The project shown here (*right and below right*) demonstrates this marriage beautifully and is the result of a partnership between Gartenart and landscape designer Peter Beardsley. “Our client had a vision of a sunken formal pond with a sense that it had always been there and within an informal perimeter,” says Beardsley. “A natural swimming pool usually has plants surrounding a central swimming area, so the blend of formal and informal is naturally achieved in this way. We also had in mind that the English garden style is to provide this balance between formality and informality.”

Shape and scale play an important role in how successfully a natural swimming pool sits within its surroundings, but there are also practical considerations. Gartenart director Tim Evans says: “In getting the scale right, we had to consider that the whole household wanted to use it. The client wanted to swim lengths, so the swimming length is 20 metres. However, we also wanted to allow the children opportunities to run and jump in from different angles, with space to splash around with inflatables etc.”

TOP A natural swimming pool by Gartenart and landscape designer Peter Beardsley blends effortlessly into its surroundings.

RIGHT “This pool design strikes a beautiful balance between formal and informal,” says Melinda La Mantia of Gartenart. “The pond edge blends into lawn in some areas, and in others into longer grasses which thrive in more arid conditions. Over time the aquatic marginals of the pond will blur with these grasses in the surrounding landscape.”





STILL WATERS

Stumbling across a mirror-like pool or reflection bowl in a garden is truly joyful. Take a moment of peace and beauty to marvel at the ever-changing reflection of surrounding trees, swaying grasses and drifting clouds overhead.


Garden and landscape designers have long explored ways to introduce still water into their creations, for the tranquil mood it imbues and its light-enhancing qualities. From filled-to-the-brim straight-sided rills cutting through smooth stone paving to glass-like mirror pools set within timber decking inviting contemplation from nearby seating, still water is hugely popular and powerful in classic, contemporary and natural settings.

Landscape and garden consultant Claudia De Yong created this enchanting wildlife pool (*pictured above and below right*) for Sussex-based clients. “They wanted to bring some natural features into the large, uninteresting paddock with a view to introducing wildlife and native wildflowers,” she says. “The area we chose to site the pond was ideal from a visual

point of view from the house. We created a small oak jetty, positioned to take advantage of the view over the adjoining fields and river.”

The result is a magical space that captivates year-round with peaceful charm and tranquillity. Mirroring the sky, nearby trees and surrounding countryside, it fills the area with reflected light and seamlessly blends into the idyllic location – achieved by clever and sensitive design. “This is quite an art,” says Claudia, offering advice for similar schemes. “If using stone to surround a pond, choose a locally sourced one and think about how it is positioned to look as natural as possible. Plant around the pond with native species to help blend into the existing garden.

“Having a layer of flat stones and gravel sloping down to create a ‘beach’ on one side will help amphibians and insects access in and out and help insects such as bees drink without falling in. Ensure a pond is sited away from overhanging trees, as removing leaves can become a full-time job. If leaves are left to decay, it creates silt



and debris and encourages algae growth which in turn depletes oxygen levels for fish and other wildlife.” ▶

TOP Native wildflowers and mature trees are reflected in the mirror-like surface of this wildlife pond. An oak jetty provides the perfect viewing point for spotting visitors and for quiet contemplation.

ABOVE On summer evenings a magical light filters through the trees, perfect for watching swooping swifts and swallows.





ENJOY THE DRAMA OF MOVING WATER

Whether a gently cascading water wall, refined fountain or majestic cascade, moving water appeals to the senses – bouncing light around and filling the space with comforting sound. Striking the right balance between scale, design and sound requires careful thought and assessment of the surroundings.

POINTS TO CONTEMPLATE INCLUDE:

- Many pre-designed water features include a hidden pump to recirculate the water, enabling them to be placed just about anywhere in the garden near mains power. A few are solar-powered, but these tend to be small, only available in limited designs and provide a gentle flow rather than dramatic results.
- Garden designer Janet Bligh says: “I’ve incorporated rills into a number of gardens. If you enjoy the sound of running water, add waterfalls where the rill runs between raised or sunken pools at either end. These can also be uplit from below, ensuring that your water feature will provide a beautiful focal point for your garden long after the sun has set.”
- Siting a moving water feature in a shady spot can help limit the presence and growth of algae. This is due to sunlight accelerating bacterial growth which in turn forms the prolific green slime.
- All water features need to be cleaned regularly, partly to prevent algae and particularly if located within a hard water area. Experts at David Harber suggest draining a water feature completely every two months.
- There are many ways of keeping water features crystal clear and moving water definitely helps. Designers can advise on the best solution for individual projects, but possibilities include the use of built-in UV lights that kill algae, adding eco-friendly cleaning additives regularly along with self-cleaning filtration systems.
- The beauty of a design with flowing water relies largely upon seamless integration with the immediate surroundings. This requires careful thought as to how the pump, water reservoir and power can be routed to the chosen position and hidden from view. Freestanding features can either sit upon a sump and water reservoir sunk into the ground, or contained within a raised base or plinth – potentially increasing visibility from inside the house. ■



CLOCKWISE FROM TOP LEFT

Petal water wall, from £26,885, David Harber; Urn water feature, £450, Cox & Cox; Six foot Whirlpool, £POA, Giles Rayner; Slate Sphere, from £1,600, Jeremy Hastings; Octagonal Fountain, £POA, Chilstone; Veneto water feature, £1,745, A Place In The Garden



~ WANTED ~

VINTAGE WRISTWATCHES

Rectangular Rolex Princes from 1930s. Silver, gold or steel.

Traditional plain gold Rolex and Omega simple 1950s/60s long service/retirement watches (pictured)

Omega Seamasters and pre-1980s Omegas in general.

Jaeger LeCoultres, all styles. Looking for Reversos and Duoplans from 1930s. 1960S Geomatic and Memovox alarms.

IWC most models. 1960S Ingenieurs always wanted.

Breitling Top Times (pictured), Daytoras, Navitimers and 24 hour dial Cosmonautes.

1920s/30s Rolex Oysters, cushion and octagonal (pictured). Other pre-war Rolex models. Gold or silver/ steel. Also World War I Rolex trench watches.

Longines, Tudors and Zeniths, pre-1970. Even basic steel models in nice condition.

Early self-winding watches like Harwoods, Autorists, Wig Wag, Rolls etc, and World War I hunter and semi-hunter wristwatches.

Early, pre-war ladies' watches also wanted by Rolex, Omega, Jaeger LeCoultre etc. Prefer 1920s/30s deco styles, but all considered.



vintagejewellery@yahoo.co.uk or tel 07958 333442




Photo by kind permission of Jane Churchill Interiors

Made to measure in Berkshire since 1980
Measuring Service. Brochure Available.
www.acresfarm.co.uk Tel: 01189744305



Shepherd Huts | Workshops | Garages | Sheds | Shepherd Hut Studios | Offices | Beach Hut | Summer Houses | Bespoke Timber Buildings

At Appletree Bespoke Timber Buildings Limited we offer high quality, bespoke timber buildings and specialise in Shepherd Huts. Our family run business focuses on giving customers a friendly, personalized service resulting in high quality, custom-made buildings which will stand the test of time. Finance is available on all our products, ranging from Workshops, Sheds, Garages, Summer Houses, Garden Offices, Sedum Roofs and Bespoke Designs.

Appletree Bespoke Timber Buildings

01953 850072 | info@appletreebespoke.co.uk

www.appletreebespoke.co.uk



deVOL Kitchens
Leicestershire · London · New York

JUSTFABRICS

SALE NOW ON

Made to Measure Curtains and Blinds
www.justfabrics.co.uk
 01242 388390

Over 10,000 Reviews
 ★★★★★
 ★ Trustpilot

LENNOX CATO
 ANTIQUES & WORKS OF ART
 Est. 1978

1 The Square, Church Street, Edenbridge, Kent TN8 5BD
 T: +44 (0)1732 865988 M: +44 (0)7836233473
www.lennoxcato.com

LAPADA
 THE ASSOCIATION OF
 ANTIQUARIES & DEALERS

BADA
 EST. 1918

LUXURY KITCHEN DOOR & CABINET HARDWARE

FUSION COLLECTION BY CROFT

CALL US
01630 64 77 48
theperiodironmonger.co.uk

THE PERIOD
 IRONMONGER

SALISBURY ANTIQUES CENTRE

A pair of Howard style Armchairs c1900
www.salisburyantiquescentre.com
 94 Wilton Road, Salisbury, SP2 7JJ
 Tel + 44 (0) 1722 410 634

COMING NEXT MONTH

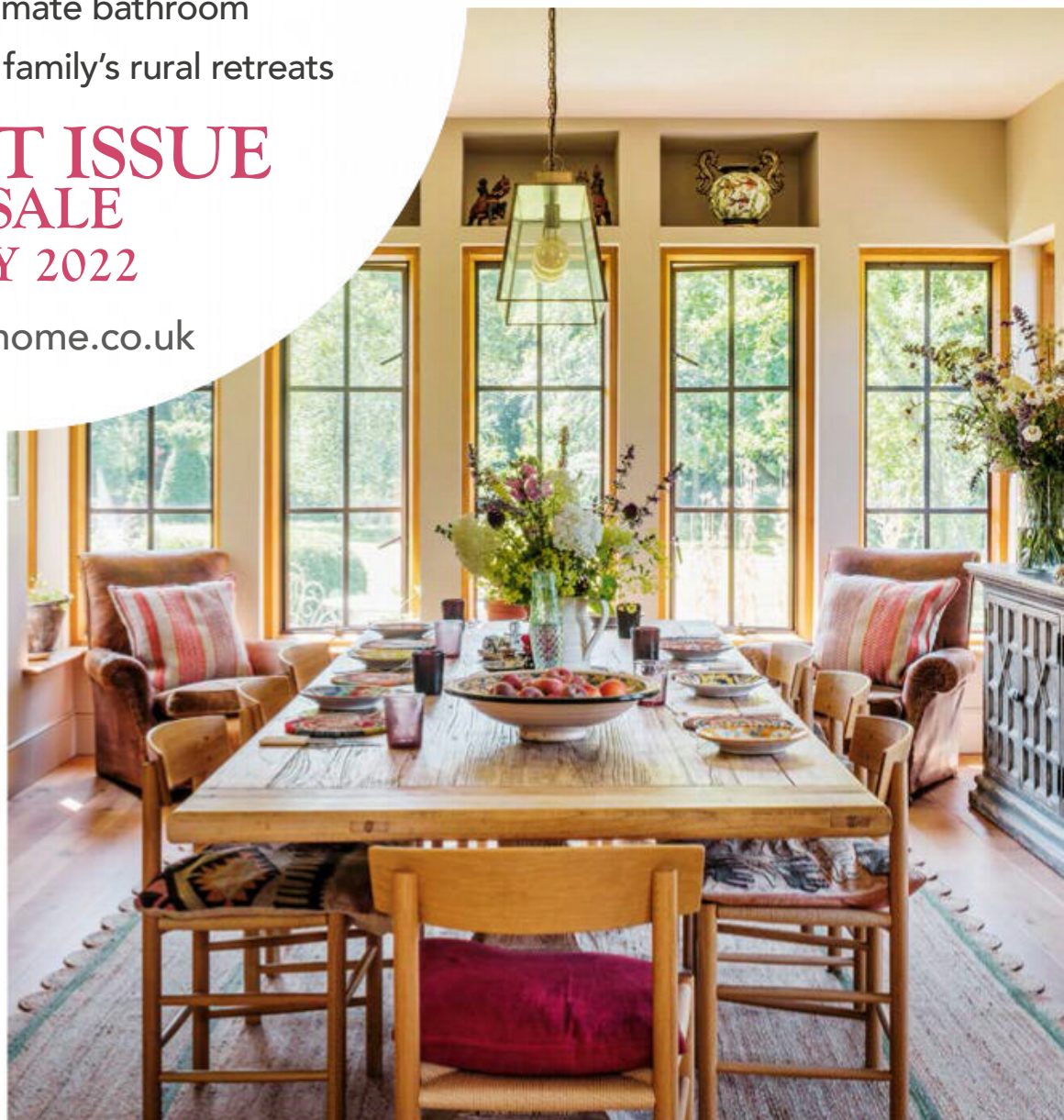


The
ENGLISH HOME
COUNTRY SPECIAL

- Decorate for life in the country
- Set the scene for al fresco summer parties
- Create the ultimate bathroom
- Discover the Royal family's rural retreats

AUGUST ISSUE
ON SALE
6 JULY 2022

theenglishhome.co.uk



PHOTOGRAPHS (CLOCKWISE FROM TOP LEFT): © JONATHAN BOND; © JAMES McDONALD;
© ANDREAS VON EINSIEDEL; © FOXHILL MANOR



podcast.theenglishhome.co.uk



Follow us on Twitter @englishhometeam
Pinterest at pinterest.com/theenglishhome
Facebook at facebook.com/theenglishhome
Instagram at instagram.com/englishhomemag

ONE FINAL THING...

Make a day at the beach a joy with retro prints for comfort and shade

This holiday season, take a pause from strolling along sunshine-baked sands and indulge in blissful relaxation with a glamorous seaside shelter. Capturing an elegant retro take on 70s prints, this matching canopy and beach chair create an alluring haven. Attention to detail, such as a padded head cushion on the deckchair and a stylish awning fringe, elevates the designs. Complete the escapist dream with a cool summer tippie, a favourite book and some nibbles. A portable record player adds a fun vintage flourish. *Paisley fringed canopy, £360; Paisley beach chair, £295, both Cox & Cox*





BEAUMONT
& FLETCHER
INTERIOR ATELIER

SALE

OUR SUMMER SALE STARTS ON 18TH JUNE

FURNITURE | COUTURE | MIRRORS | LIGHTS | FABRICS

261 Fulham Road, London SW3 6HY +44 (0)20 7352 5594 www.beaumontandfletcher.com

Compton armchair with Adam mirror and Zola cushion



BY APPOINTMENT TO HER MAJESTY THE QUEEN
SUPPLIERS OF FURNISHING FABRICS AND WALLCOVERINGS
G. P. & J. BAKER LTD. POOLE

GP & J BAKER

FABRIC & WALLCOVERING

