

Syd Graham  
PATTERNS


# CONNIE TREE SKIRT

BABY \_\_\_\_\_

MINI .....  
.....

STANDARD .....  
.....

JUMBO - - - - -



5cm x 5cm  
TEST  
SQUARE

2" x 2"  
TEST  
SQUARE

1

NOTCH

CENTER CIRCLE - MARK, DO NOT CUT



2

## CONNIE TREE SKIRT


*Tree Skirt*

*Cut 1 in Fabric 1*

*Cut 1 in Fabric 2*

*Cut in quadrants (see cutting guide in instructions)*

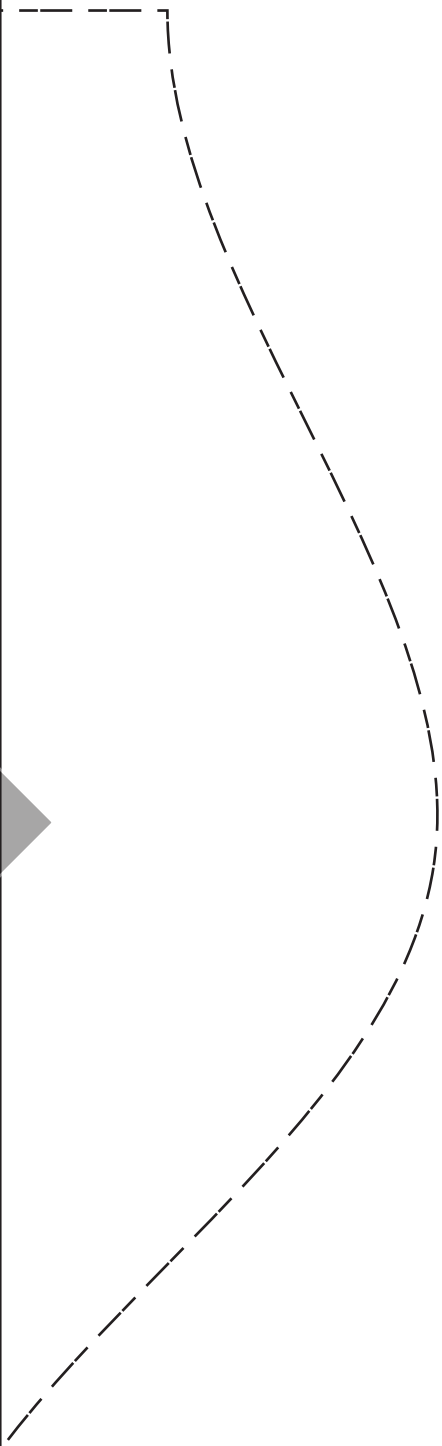
A



3




4



5



9

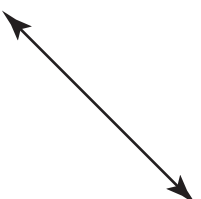



**B**

## CONNIE TREE SKIRT

*Ties*

*Cut 2-6 in fabric of choice  
(optional)*








8

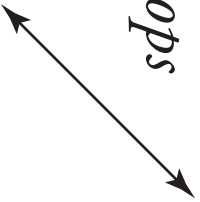
9



10



**Button Loops**  
*Cut 1-4 in*  
*fabric of choice*  
*(optional)*





11



12

A decorative graphic in the top-left corner consisting of a dashed line that curves from the top edge towards the left edge, ending at a solid arrowhead pointing right. Another solid arrowhead points down from the top edge towards the center of the page.

**13**